

HEADWISE APPROPRIATION ACCOUNTS FOR 2023-2024
Grant No. 30-Department of Economic Affairs

Head		Total grant	e	Actual	Excess+
	1	2		3	4
					(in thousands of rupees)
Revenue Section:					
Major Head "2052"					
Secretariat-General Services:					
2052.00.090-	Secretariat				
2052.00.090.09-	Department of Economic Affairs				
O.		180,13,00			
S.		42,08,00	202,82,70	198,48,27	
R.		-19,38,30			

-26,48

-1,61

Col 1&4 : Saving was due to actual expenditure on G20 meetings turned out to be lower than estimated, as G-20 India Presidency was held for the first time, budget was kept at higher side to avoid unforeseen circumstances.

2052.00.090.68	Indian Regional Office of New Development Bank(NDB)			
O.		41,00		
S.		17,00	58,41	57,41
R.		41		
Total Major Head "2052"				
O.		232,77,00		
S.		42,55,00	249,11,66	241,08,59
R.		-26 34		-8,03,07

Head		Total grant 2	Actual expenditure 3	Excess+ Savings - 4
Major Head "2047"				
Other Fiscal Services:				
2047.00.103-	Promotion of Small Savings			
2047.00.103.01-	National Savings Institute			
O.	9,77,00			
R.	-3,00,76	6,76,24	6,27,25	-48,99
Col 1&4 : Saving was due to retirement of employees, revision of rent of office accommodation by CPWD and closure of regional centres.				
2047.00.103.02-	Payments on Account of Losses due to Frauds etc			-1,00
2047.00.104-				
2047.00.104.03-		1,00		
K				-28,56
2047.00.800-				
2047.00.800.01-				
K		-3,00,20		-82,55

Head		Total grant	Actual expenditure	Excess+ Saving -
	1	2	3	4
Major Head "2070"				
Other Administrative Services:				
2070.00.001-	Direction and Administration			
2070.00.001.05-	Security Appellate Tribunal			
O.	18,68,00			
R.	-3,92,87	14,75,13	14,26,38	-48,75
Col 1&4 : Saving was due to non-filling of vacant posts and the non-completion of office premises renovation within the prescribed timeframe.				
2070.00.105-	Special Commission of Enquiry			
2070.00.105.28-	Sixteenth Finance Commission			
O.	9,00,00			
R.	-7,45,95	1,54,05	1,42,97	-11,08
Col 1&4 : Saving was due to non-filling of vacant posts and non-finalization of office space at				
Total Major Head 70"				
O.	27,68,00			
R.	-11,38,82	16,29,18	15,69,35	-59,83
Major Head "2075"				
Miscellaneous General Services:				
2075.00.797-	Transfer to Reserve Funds/ Deposit Accounts			
2075.00.797.01-	Guarantee Redemption Fund			
O.	1000,00,00			
R.	-1000,00,00			
Col1: Entire provision remained unutilised due to utilisation in the grant of Ministry of External Affairs for Guarantee Redemption Fund.				
2075.00.800-	Other Expenditure			
2075.00.800.06-	Interest payments on Central Securities in time barred cases			
		1,00	47	53
				- 26
				- 79
	-1000,00,00			

Head	Total	Actual	Excess
1	2	3	
	3,00		
	74	3,52	- 22
Major Head "2250"			
Other Social Services			
2250.00.797-	Transfer to Reserve Funds/ Deposits Accounts		
2250.00.797.01	Transfer to Senior Citizen Welfare Fund		
S	5000,00,00	5000,00,00	5000,00,00
Major Head "2416"			
Agricultural Financial Institutions:			
2416.00.798-	International Co-operation		
2416.00.798.01-	Contribution to International Fund for Agricultural Development (IFAD)		
O	139,20,00		
R	-14,87,55		
Col 1: Saying was due to exchange rate variation between US			
Major Head "3465"			
General Financial and Trading Institutions:			
3465.01-	General Financial Institutions		
3465.01.190-	Assistance to General Financial Institutions		
3465.01.190.13-	Payment toward Advisory Services on National Investment and Infrastructure Fund Matters		
O	2,00,00		
R	-97,00		-53
	59,00		-53

Head		Total rant	Actual ex iture	Excess+ Savi
	1		3	4
Major Head "3466"				
International Financial Institutions:				
3466.00.104-	African Development Fund/Bank			
3466.00.104.01-	Payment of Contribution towards Multilateral Debt Relief Initiative of African Development Fund	4,80,00 -85	4,79,15	4,79,15
3466.00.104.02-	Contribution towards African Development Fund			
O.		52,11,00		
S.		52,03,00	103,98,56	103,98,55
R.		-15,44		
3466.00.104.03-	Contribution towards Africa Digital Financial Inclusion Facility(ADFI)			
O.		17,00,00		
R.		-40,61		
3466.00.105-	International Monetary Fund			
3466.00.105.04-	Contribution to South Asia Regional Training and Technical Assistance Center(SARTTAC)	100,00,00	100,00,00	100,00,00
3466.00.108-	World Bank			
3466.00.108.03-	Contribution to South-South Experience Exchange Trust Fund (SEETF)		1,00	-1,00
3466.00.108.09-	Contribution to International Development Association (IDA)		582,67,00	582,66,67 - 33
3466.00.108.12-	Fund for Pandemic Prevention, Preparedness and Response (the Pandemic Fund)		1,00	-1,00

Head	1	Total rant 2	Actual iture	Excess+ Savi
O				
R.		89,14,72	89,14,72	
Total Major Head "3466"				
O	745,76,00			
S.	152,03,00	897,21,82	897,18,47	-3,35
R.	-57,18			
Major Head "3475"				
Other General Economic Services:				
3475.00.107-	Regulation of Markets			
3475.00.107.03-	Forward Markets Commission (FMC)			
O.	20,00	14,00	12,85	-1,15
R.	-6,00			
3475.00.115-	Financial support for Infrastructure Development			
3475.00.115.01-	Assistance for Infrastructure Development -Viability Gap Funding			
O.	500,00,00			
S.	113,90,00	410,00,00	410,00,00	
R.	-203,90,00			
Col 1: Saving was due to non-receipt of demand from project sponsoring authorities scheme being demand driven.				
3475.00.115.02-	India Infrastructure Project Development Fund (IIPDF)			
O.	25,00,00			
R.	-24,09,31	90,69	90,68	-1
Col 1&4 : Saving was due to non-receipt of demand request for release of funds from project sponsoring authorities.				
				-2,45
Col 1&4 : Saving was due to conduction of less office training programmes				

Head	Total grant 2	Actual expenditure 3	Excess+ Saving - 4
------	---------------------	----------------------------	--------------------------

3475.00.117-

3475.00.117.01-

O.

S.

41,15,00

43,65,65

+2,50,65

R.

Col 4 : Excess was due to the gold mobilization under the Scheme exceeded than estimated which resulted in increase in handling charges paid to banks.

3475.00.797- Transfer to Reserve Funds/ Deposit
Accounts

3475.00.797.03- Gold Reserve Fund

O. 2455,85,00

S. 2,00

3552,80,00

3552,80,00

..

R. 1096,93,00

Col 1 : Excess was due to enhancement of average yield rate for borrowing the gold cost and deposit of gold.

3475.00.798- International Co-operation

3475.00.798.02- Contribution to Commonwealth
Fund for Technical Cooperation

O. 20,53,00

R. -20,53,00

..

..

..

Col1: Entire provision remained unutilized due non-contribution towards CFTC as per directions of Ministry of External Affairs.

3475.00.798.05- Technical Co-operation with
African Development Bank

O. 8,00,00

10,00,00

10,00,00

R. 2,00,00

3475.00.798.07-

O.

R.

Head	1	Total grant 2	Actual expenditure 3	Excess+ Saving - 4
3475.00.798.14-	Contribution to the Global Fund for AIDS, TB and Malaria (GFATM)			
O.	65,60,00	65,74,08	65,74,08	
R.	14,08			
3475.00.798.15-	Contribution to Global Alliance for Vaccination and Immunization (GAVI)			
O.	24,60,00	24,86,49	24,86,49	
3475.00.800-	Other Expenditure			
3475.00.800.07-	Training of Indian Economic Service Officers			
O.	12,35,00	6,31,90	6,25,09	-6,81
R.	-6,03,10			
Col 1&4 : Saving was due to late joining of 18 IES(P) of 2024 batch in IES Cadre and restriction on foreign training of IES officers by DoPT.				
3475.00.800.09-	Economic Wing of the Embassy of India, Washington			
O.	10,00,00	12,48,60	10,53,94	-1,94,66
S.	3,00,00			
R.	-51,40			
Col 4 : Saving was due to vacant posts of Minister (Eco) and Third Secretary (Eco) are vacant since August and November, 2023 respectively and therefore the cost associated with these posts such as salary and allowances could not be incurred.				
3475.00.800.10-	Grants-in-aid-General			
O.	192,37,00	75,03,95	73,01,55	-2,02,40
S.	8,11,00			
R.	-125,44,05			
Col 1&4 : Saving was due to availability of unspent balances of previous year with the implementing agencies and requirement of less funds towards FINTECH Incentive Scheme and Suptech Project under International Financial Services Centres Authority (IFSCA).				
3475.00.800.11-	Personal effects of non-Indian personnel in U.N. Agencies etc in India			
		1,00		00
3475.00.800.25-	Economic Wing of the Embassy of India, Tokyo			
O.	3,20,00	3,06,00	3,02,87	-3,13
R.	-14,00			

Head		Total grant 2	Actual expenditure 3	Excess+ Saving - 4
3475.00.800.89-	Economic and Commercial Wing of Embassy of India, Beijing			
O.		5,62,78	5,62,00	- 78
R.				
Total Major Head "3475"				
O.	3359,16,00			
S.	140,53,00	4215,50,57	4213,88,83	-1,61,74
R.	715,81,57			
Major Head "3605"				
Technical and Economic Co-operation with other countries:				
3605.00.101-	Cooperation with other countries			
3605.00.101.08-	Liaison Office of G-24			
O.	14,00	15,00	14,02	- 98
S.	1,00			
R.				
3605.00.101.45-	Interest Equalization Support for Lines of Credit under Indian Development and Economic Assistance Scheme (IDEAS)			
O.	1300,00,00			
S.	1038,48,00	2350,00,00	2350,00,00	
R.	11,52,00			
Col 1: Excess was due to Higher Interest equalization Support(IES) claims received due to rising of SOFR and LIBOR rates."				
3605.00.102-	Contribution to United Nations Development Programmes			
3605.00.102.01-	Other Development Programme			
O.	33,18,00			
S.	381,00	36,98,55	36,98,55	
R.	-45			
R.	-20			-1

Head	Total grant 2	Actual expenditure	Excess+ Saving - 4
3605.00.103-			
3605.00.103.01-			
O	2447,36,13	2447,32,13	-1
3605.00.790-			
3605.00.790.02-			
	1,00		-1,00
R.	10,69,13	2447,36,13	2447,32,13
Surrender or Withdrawals within Grant			
	6909,09,00		
	6438,46,00		

Head		Total grant 2	Actual expenditure	Excess+ Saving -
Capital Section:				
Major Head "4046"				
Capital Outlay on Currency, Coinage and Mint:				
4046.00.206-	Purchase of Gold			
4046.00.206.06-	Gold Monetization Scheme 2015			
O.	1000,00,00	1388,10,00	1896,78,84	+508,68,84
S.	388,10,00			
Col 4: Excess was due to higher gold mobilization and increase in value of the gold.				
4046.00.208-	Purchase of Coins from Security Printing & Minting Corporation of India Limited			
4046.00.208.01-	Coins			
O.	1518,00,00	338,00,00	337,94,96	-5.04
R.	-1180,00,00			
Col 1&4 : Saving was due to non-finalisation of fair selling price (FSP) of coins and decrease in indent of coin.				
Total Major Head "4046"				
O.				
S.		1726,10,00	2234,73,80	+508,63,80
R.				
Major Head "4047"				
Capital Outlay on Other Fiscal Services				
4047.00.001-	Direction and Administration			
4047.00.001.01-	Secretariat - Fiscal Services			
O.	5,00	4,00		-4,00
R.	-1,00			
Major Head "4070"				
Capital Outlay on Other Administrative Services				
4070.00.001-	Direction and Administration			
4070.00.001.31-	Secretariat - General Services			
O.	15,26,00	14,37,53	12,93,43	-1,44,10
S.	1,00			
R.	-89,47			
Major Head "4216"				
Capital Outlay on Housing :				
4216.01-	Government Residential Buildings			
4216.01.700-	Other Housing			
4216.01.700.62-	Construction of 90 dwelling units for IES Officers	1,00		-1,00

Head		Total grant	Actual expenditure	Excess+ Savings -
	1	2	3	4
Major Head "5465"				
Investments in General Financial and Trading Institutions:				
5465.01-	Investments in General Financial Institutions			
5465.01.190-	Investments in Public Sector and Other Undertakings, Banks, etc.			
5465.01.190.40-	National Investment and Infrastructure Fund Limited (NIIFL)			-1,00
5465.01.190.46-	Investment into National Investment and Infrastructure Fund			
O.	1997,99,00			
S.	509,86,00	2858,96,00	2858,09,72	-86,28
R.	351,11,00			
Col 1: Excess was due to completion of key transactions for Master Fund				
5465.01.190.50-	Special Window for Affordable and Middle-Income Housing			
O.	1000,00,00			
S.	1,00	1877,14,00	1877,13,48	- 52
R.	877,13,00			
Col 1: Excess was due to increased Government of India holding				
5465.01.190.51-				
Col 1: Entire provision remain unutilised due to Fund raise process by NIIF postponed to next financial year.				
Total Major Head "5465"				
O.				
S.		4736,11,00	4735,23,20	-87,80
R.				
Major Head "5466"				
Investment in International Financial Institutions:				
5466.00.201-	Investments in the International Bank for Reconstruction and Development			
5466.00.201.01-	Subscription to the International Bank for Reconstruction and Development			
		2,00		-2,00

Head		Total grant 2	Actual expenditure 3	Excess+ Savings -
5466.00.203-	Investments in the Asian Development Bank :			
5466.00.203.02-	Subscription to Asian Development			
O	1,00			
R	-1,00			
5466.00.203.03-	Subscription to Asian Development Bank (In Cash)			
O	1,00			
R	-1,00			
5466.00.206-				
5466.00.206.01-				
O	43,00	40,00	39,84	- 16
R	-3,00			
		18,90,03	18,90,03	
5466.00.207-				
5466.00.207.02-				
O		6922,15,00	6922,14,92	- 8
S				
		7309,79,77	7309,77,52	-2,25
R				


		Total grant 2	Actual expenditure 3	Excess+ Saving - 4
Major Head "5475"				
Capital Outlay on Other General Economic Services:				
5475.00.115-	Financial Support for Infrastructure Development			
5475.00.115.01-	Assistance for Infrastructure Development - Viability Gap Funding			
S.		6,00,00		
R.		-6,00,00		

Col 1: Entire provision remain unutilised due to non-receipt of proposal from Project Sponsoring authority

	Repayment of Loan-Private sector Infrastructure Facility II - Infrastructure Leasing and Financial Services to KFW	2,90,00 9,12	2,99,12	2,99,11	
Total Major Head "7465"					
O.		30,97,00			
R.		3,12	34,46,12	34,45,91	- 21

Head	1	Total grant 2	Actual expenditure 3	Excess+ Savin 4
Major Head "7475"				
Loans for Other General Economic Services:				
7475.00.800-	Other Loans			
7475.00.800.10-	Loans to IMF under New Arrangements to Borrow (NAB)			
		1,00		-1,00
Major Head "7610"				
Loans to Government Servants etc. :				
7610.00.201-	House Building Advances			
7610.00.201.01-	Ministries & Union Territory Administrations			
O.	175,00,00	146,62,44	132,48,35	-14,14,09
R.	-28,37,56			
Col 1: Saving was due to receipt of less application for disbursal of loans.				
Col 4 : Saving was due to receipt of less application for disbursal of loans and administrative reasons in r/o various Ministries/Departments.				
7610.00.202-	Advances for purchase of Motor Conveyances			
7610.00.202.01-	Advances for Purchase of Motor Cars			
O.	24,00	60		- 60
R.	-23,40			
7610.00.204-	Advances for purchase of Computers			
7610.00.204.01	Advances for purchase of Computers and other peripherals etc.			
O.	49,76,00			
S.	1,00	51,46,20	44,67,63	-6,78,57
R.	1,69,20			
Col 4 : Saving was due to receipt of less applications for purchase of computers.				
Total Major Head "7610"				
O.	225,00,00			
S.	1,00	198,09,24	177,15,98	-20,93,26
R.	-26,91,76			
Surrender or Withdrawals within Grant				
R.	993,00,65	993,00,65		-993,00,65
Total – Capital Section				
O.	8227,45,00	15067,48,00	14559,76,53	-507,71,47
S.	6840,03,00			

Certified to the best of my knowledge and belief that all expenditure included in the Head-wise Appropriation Accounts of the Union Government (Civil) for the year 2023-2024 has been sanctioned by the Competent Authority.


 Chief Controller of Accounts
 Ministry of Finance

Annexure II

Details of recoveries adjusted in Account in reduction of Expenditure

Sub-head		Total Estimate	Actuals	Actual compared with total estimates More(+)Less(-)
		2		
Deduct Recoveries of Overpayments			11,11	+11,11
Major Head '2047'				
2047.00.911	Deduct Recoveries of Overpayments		4,97	+4,97
Major Head '2070'				
2070.00.911	Deduct Recoveries of Overpayments		1,63	+1,63
Major Head '3475'				
3475.00.911	Deduct Recoveries of Overpayments		1 15	+1,15
Total Revenue Section:			18,86	+18,86

Sub-head		Total Estimate	Actuals	Actual compared with total estimates More(+)Less(-)
1		2	3	4
Capital Section :				
Major Head '4046'				
Capital Outlays on Currency, Coinage and Mint:				
4046.00.206-	Purchase of Gold			
4046.00.206.06-	Gold Monetization Scheme 2015:			
O.	1000,00,00	1388,10,00	1624,41,10	+23631,10
S.	3881000			
4046.00.208-	Purchase of Coins from Security Printing and Minting Corporation of India Limited			
4046.00.208.01-	Coins	1518,00,00	337,94,96	-1180,05,04
Major Head '4046'- Total				
O.	2518,00,00	2906,10,00	1962,36,06	-943,73,94
S.	388,10,00			

Chief Minister Accounts of Finance

ANNEXURE -III
APPROPRIATION ACCOUNTS 2023-2024
GRANT No. 30-DEPARTMENT OF ECONOMIC AFFAIRS

Statement showing reconciliation of Appropriation Accounts the figures with Statement of Central Transactions (Finance Accounts) figures for the year 2023-2024.

Sl. No.	Total Revenue	In thousands of
	1,3006,86,27	1,4559,76,53
2	18,86	1962,36,06
3	Deduct Amount adjusted in the Statements of Central Transactions of other Accounts Circles but included in the head-wise Appropriation Accounts (as per details appended indicating name of the accounting organizations, the amount, sub-heads affected etc. and reasons for inclusion).	
	22,05,36	177,13,73
4(a)	Add -amounts adjusted in the Statement of Central Transactions as agent Ministry/ Deptt. for inclusion in the head-wise Appropriation Accounts of functional Ministries/Deptts. (as per details appended indicating the number and name of Grant of functional Ministries/ Deptts. in which the amounts will be included, sub-heads affected and authorisation issued by the latter)	
	Grant No. 31- Deptt. of Expenditure	10
	Grant No. 41- Pensions	25,85,37
	Grant No. 77- Ministry of Planning	5
4(b)	Add-amount relating to Other Grants of this Ministry appearing in the S.C.T Grant No. 39- Interest Payments	
5	13010,47,57	

Certificates :-

Certified that expenditure of Rs. 10291949414(ths) (Charged) and Rs. 130104757(ths) (Voted) in the Revenue Section and Rs. 73370702107(ths) (Charged) and Rs. 124202674(ths) (Voted) in the Capital Section shown at Sl. No. 5 above agrees with the expenditure figures shown in the Statement of Central Transactions for the year 2023-2024 furnished to the Controller General of Accounts separately.

Certified that the figures of expenditure included in the detailed Appropriation Accounts are reconciled and accepted by the Head of Department/Ministry.

**Chief Co of Accounts
Min of Finance**



Sl. No.	Head of Account	Amount	Controller
1	20520009009	169	Expenditure
2			
3			
4			
5			
6			
7			
8	20520009009	17	Textiles
		2	P.G & P Renewable Energy Affairs Commission on & Tourism
2			irs ffairs E mal A


Min of Finance

f Economic Affairs in r/o

loans to Govt. Servant for 2023-24

Controller	<u>201</u>	<u>204</u>
		Motor
AG UT Chandigarh		650
Atomic Energy		
Defence Accounts (Civil) Including CSD		
CGDA Defence (Services)		62987
DFS		
Earth Science	3486	350
Industry		
Law and Justice		800
M/o Culture		400
Mines	500	1750
Minority Affairs		150
MoHUA	2000	900
Personnel, PG & P	23739	6186
Petroleum & Natural Gas	1000	
Pharma & Chemicals	2200	50

<u>Controller</u>	<u>HBA</u>	<u>Motor Conveyances</u>	<u>Computers</u>
Planning Statistics and Program	9236		2143
Posts	35754		48819
Power	3000		200
Principal PAO PAG Audit Delhi	344963		31658
President's Sectt	331		150
Railway	61330		176690
Rajya Sabha	3300		300
Revenue	3523		650
Road Transport and Highways			50
Rural Department			202
Science and Technology	3613		744
Shipping			900
Skill Development & Entrepreneurship			197
Space	55854		9201
Telecommunication	12664		1943
Textiles	1324		450
Tribal Affairs	2000		200
UT of Dadar Nagar Haveli & Daman & Diu	656		700
Water Resources	11644		2703
TOTAL	1324835	0	446538
Grand Total	1771373		


 Chief Controller of Accounts
 Ministry of Finance

financial

Total

Plan

Total

No

(in th

031

diture

Section

104

IT
OF

60

60

077

Grant Description : MI Planning

Major Head '3451'

3451.00

3451.00.101

1

5

Chief

Min

Accounts
of Finance

Grant	Head	Sub Head	To	ur	4	Plan	Non-Plan	Total	s of	(S)
			E OF							
			Appro					7823033.00		
			GOVERNMENT SECURITIES:					7823033.00		
			Payments:							
	2049.01		Interest on							
			on M							
	2049.01.101.00								7264145527.00	
			DAY						1	
			ON							
									3943774.00	
									19763159.00	
									12430705.00	
			IN						00	
			SECURITIES ISSUED AGAINST							
			OUTSTANDING BALANCES OF SMALL							
			SAVINGS						1128438853.00	
	2049.01.122.00									
			IN						00	
									00	
			NSSF AGAINST REINVESTMENT OF							
			SUM RECEIVED ON REDEMPTION OF							
			SPECIAL CENTRAL/STATE							
			INVESTMENTS SECURITIES:						14682093.00	
									1935373.00	
	130		SCHEM							
			GOLD							
			SCH						176895704.00	
									1	
			BONDS- OTHER GOVERNMENT							
			BANK ENTITIES					5680000.00		
	01									
	2049.01.134.02									
	2049.01.200.03							100166599.00		
	2049.01.305.00		OF							
	2049.01									
	.011		OF					-2856.00		
	2049.03.									
	104.01		GE					29262.00		
	2049.03.104.04							2723782.00		
	2049.03.108.03									
			GROUP INSURANCE SCHEME:							

	10	DEPOSITS OF P FUND		
2049 60 106		Bonds: % OIL COMPANI DS		12287328.00
				4480111.00
				1727687.00
				6566522.00
				13780135.00
				15139683.00
				7999381.00
			4014891.00	4014891.00
			5102516.00	
			3219813.00	
2049 60 109.03	9	ZER		8346670.00
				1250000.00
		AL LIFE I GOVERNMENT OF INDIA SPECIAL		4774000.00
				5053071.00
				1099500.00
		MATU	10284126381.00	10284126381.00
Head Total			10291949414.00	10291949414.00
Revenue Total			10291949414.00	
		Grant Total		
Major Head '6001'		Debt of Central		
6001.00				
6001.00.101				5356397551.00
6001.00.101.00				
6001.00.103.01		RY MONETARY	6242638200.00	
6001.00.105.02		MENT		
6001.00.105.03		ON:		
6001.00.105.04	ASIAN	BANK:	830000.00	
6001.00.105.06	DEVELOPM			
6001.00.106.18		BONDS,1	200.00	
6001.00.106.19	10% RELIEF	1995	.00	
6001.00.106.22	IEF BOND,200		3675.00	
6001.00.106.23		1999:		
	8% RELIEF BOND,2002:		1675.00	

6001.00	BOND.	1300.00	1300.00
6001.00.106.30	8% SAVINGS BOND, 2003(TAXABLE):	230444243.00	230444243.00
6001.00.106.31	% SAVI	2450.00	2450.00
	7 ND 2018	72783.00	72783.00
6001.00.108.00	Y B	00	00
6001.00.110.00	DAYS TR BI	00	4452835000.00
6001.00.114.00	D	1 30000	1993130000.00
6001.00.115.00	1 DAYS ILLS	4785271	47852719300.00
6001.00.117.00	AB ISSUED	00	800000000.00
6001.00.122.00	N OF SPECIAL	00	1
	ISSUED AGAINST SHARE		
	NET SMALL SAVINGS		
	FROM		
6001.00.125.00	GOVERN	599767300.00	599767300.00
	SECURITIES,ISSUED TO NSSF		
	INST REIN VESTMENT OF SUMS		
	RECEIVED ON REDEMPTION OF		
	SPECIAL CENTRAL/ STATE		
	RITIES		
6001.00.129.00	EME	30801718.00	718.00
	2015		
6001.00.130.01	EME:	270075.00	270075.00
6001.00.502.00		0.00	
6001.00.902.00	FROM		-781
6001.00	ND:	0.00	
	YMENTS		
Head Total		73370702107.00	73370702107.00
Capital Total		73370702107.00	73370702107.00
		73370702107.00	73370702107.00
Capital Total		73370702107.00	73370702107.00

Chief

M

Accounts
of Finance

Appropriation Accounts- 2023-24
Ministry of Finance, Department of Economic Affairs

Statement showing Major Head-wise/ Grant-wise total of the Consolidated Fund of India (Disbursement) as appearing in SCT for the year 2023-24.

	Major	Revenue	In thousands of ru		
			Voted	Charged	Voted
		0		0	0
		0		0	0
		0			0
		0	321	0	0
			50000000	0	0
		0			
	3475				
30					2723774
					73097752
					225
39					
		0			
	2071	0	258477	0	0
41	2235		60		
	Total	0	258537	0	0

77	3451	0	5	0	0
	Total		5		
Grant Total		10291949414	130104757	73370702107	124202674

Certified that expenditure figures included in the SCTs of Agent Ministries/Departments and intimated to the functional Ministries/Departments for inclusion in the later's Headwise Appropriation Accounts has been reconciled and accepted by the Head of Ministry/Department.

Chief of Accounts
of Finance

**Statement of reconciliation
Controller : 014 - ECONOMIC AFFAIRS**

Grant No : 030 - Department of Economic Affairs

Head Wise App. A/c	Diff	Other Grant of Controller Grant - Amt
-------------------------------	-------------	--

In thousands of

Revenue Section :

2052 - Secretariat-General Services

2052.00.090.43

2052.00.090.54

10	COAL	13
	ELECTION -	66
	COMMISSION	
	ENVIRONM -	89
	ENT & FOREST	

17

20

otal 3161

Total Minor		
Deduct Recoveries	-1111	
Net Minor	-1111	-1111

		2410859	2407708	3151	
Total Major					
Deduct Recoveries		-1111			
		2409748	2406597	3151	
2047.00.103 - Promotion of Small Savings		62725			
			62725		
Deduct Recoveries					
		62725	62725		
2047.00.911 - DEDUCT RECOVERIES OF OVERPAYMENTS					
2047.00.911.00		-497			
Total Minor					
Deduct Recoveries		-497			
Net Minor		-497	-497		
Total Major		62725	62725	0	
Deduct Recoveries		-497			
		62228	62228		
2070 - Other Administrative Services					
2070.00.001.05		142638			
		142638		25257	
Deduct Recoveries					
		142638	117381	25257	25257
					25257
		-163			
		-163	-163		
Total Major		156935	131678	25257	
Deduct Recoveries		-163			
Net Major			131515	25257	
2075 - Miscellaneous General Services					
2075.00.800 - Other expenditure					
2075.00.800.06		47			
5.00.800.07		274			
Deduct Recoveries					
Net Minor		321	321		

Total Major	321		0
Deduct Recoveries			
Net Major	321	321	0

2235.60.103.01

Total Minor	352		352
Deduct Recoveries			
Net Minor			

POSTS
Total

2250.00.797 -
TRANSFER TO
RESERVE FUND

Deduct Recoveries

General Financial Institutions	to	3465.01.190.13	10247		
		3465.01.190.16	600000		
		Total Minor	610247	610247	
		Net Minor	610247	610247	
		Total Major	610247	610247	0
		Deduct Recoveries			
		Net Major	610247	610247	0

3466 International Financial Institutions				
3466.00 34 - African Development Bank	3466.00.104.01	47915		
	3466.00.104.02	1039855		
	3466.00.104.03	165938		
	3466.00.105.04			
	Deduct Recoveries			
3466.00.108 - WORLD BANK	3466.00.108.09	5826667		
	Total Minor	5826667	5826667	
	Deduct Recoveries			
	Net Minor	5826667	5826667	
3466.00.109 - ASIAN DEVELOPMENT FUND (ADF)	3466.00.109.03	891472		
	Total Minor	891472	891472	
	Deduct Recoveries			
	Net Minor	891472	891472	
	Total Major	8971847	8971847	0
	Deduct Recoveries			
	Net Major	8971847	8971847	0
3475 - Other General Economic Services				
34 Regulation of Markets				
	Total Minor	1285	1285	
	Deduct Recoveries			
	Net Minor	1285	1285	
3475.00.115 - Financial Support for Infrastructure Development	3475.00.115.01	4100000		
	3475.00.115.02	9068		
	3475.00.115.03	73363		
	Total Minor	4182431	4182431	
	Deduct Recoveries			
	Net Minor	4182431	4182431	
3475.00.117 - Commission for Gold Monetisation Scheme, 2015		436565		
3475.00.797 - TRANSFER TO RESERVE FUNDS	3475.00.797.03			
	Deduct Recoveries			
	Net Minor	35528000	35528000	
3475.00.798 -	3475.00.798.05	100000		

3475.00.798.14	657408	
3475.00.798.15	248649	
Total Minor	1006057	1006057

Net Minor	1006057	
------------------	----------------	--

3475.00.800.09	105394	
3475.00.800.10	730155	
3475.00.800.25		
3475.00.800.89	56200	
Total Minor		191881

-115

-115

-115

-115

-115

42138883	41947117	191766
----------	----------	--------

-115

Net Major

42138768	41947002
----------	----------

Total Minor

Net Minor	390877	390877
------------------	---------------	---------------

200000

Total Minor	200000	200000
--------------------	---------------	---------------

Net Minor	200000	200000
------------------	---------------	---------------

T Major	24473213	24473213	0
----------------	-----------------	-----------------	----------

Deduct Recoveries

Net Major	24473213	24473213	0
------------------	-----------------	-----------------	----------

Total Revenue Section	130068627	129848101	220526
------------------------------	------------------	------------------	---------------

Deduct Recoveries	-1886		
--------------------------	--------------	--	--

Net Revenue Section	130066741	129846215	220526
----------------------------	------------------	------------------	---------------

Capital Section**4046 - Capital Outlay on Currency, Coinage and Mint**

4046.00.206.06	2723774		
----------------	---------	--	--

Deduct Recoveries	-16244110		
--------------------------	------------------	--	--

2723774	2723774		
----------------	----------------	--	--

4046.00.208 -	4046.00.208.01		
---------------	----------------	--	--

Purchase of Coins
from Security Printing
& Minting Corporation
of India Limited

Total Minor	3379496	3379496	
--------------------	----------------	----------------	--

Deduct Recoveries	-3379496		
--------------------------	-----------------	--	--

Net Minor			
------------------	--	--	--

Total Major	22347380	22347380	0
--------------------	-----------------	-----------------	----------

Deduct Recoveries	-19623606		
--------------------------	------------------	--	--

Net Major	2723774	2723774	0
------------------	----------------	----------------	----------

4070 - Ca Outlay on Other Administrative Services

4070.00.001 -	4070.00.001.31	129343	
---------------	----------------	--------	--

DIRECTION AND
ADMINISTRATION

Total Minor	129343	129343	
--------------------	---------------	---------------	--

Deduct Recoveries			
--------------------------	--	--	--

Net Minor	129343	129343	
------------------	---------------	---------------	--

Total Major	129343	129343	
--------------------	---------------	---------------	--

Deduct Recoveries			
--------------------------	--	--	--

Net Major	129343	129343	
------------------	---------------	---------------	--

5465 - Investments in General Financial and Trading Institutions

5465.01.190 -	5465.01.190.46	28580972	
---------------	----------------	----------	--

INVESTMENT IN
PUBLIC SECTOR
AND OTHER
UNDERTAKINGS,
BANKS ETC.

5465.01.190.50			
----------------	--	--	--

Total Minor	47352320	47352320	
--------------------	-----------------	-----------------	--

Net Minor	47352320	47352320	
------------------	-----------------	-----------------	--

Total Major	47352320	47352320	0
--------------------	-----------------	-----------------	----------

Deduct Recoveries			
--------------------------	--	--	--

Net Major	47352320	47352320	0
------------------	-----------------	-----------------	----------

5466 - Investment in International Financial Institutions

5466.00.206 -	5466.00.206.01	3984		
AFRIK N	5466.00.206.02	189003		
DEVELOPMENT	Total Minor	192987	192987	
BANK	Deduct Recoveries			
			192987	
		69221492		
		3683273		
	Deduct Recoveries			
		3683273	3683273	
	Total Major	73097752	73097752	
	Deduct Recoveries			
	Net Major	73097752	73097752	0
6416 - Loans to Agricultural Financial Institutions				
6416.00.800 - Other	6416.00.800.01	554669		
Loans	Total Minor	554669	554669	
	Deduct Recoveries			
	Net Minor	554669	554669	
	Total Major	554669	554669	0
	Deduct Recoveries			
	Net Major	554669	554669	0
7465 - Loans for General Financial and Trading Institutions				
7465.00.101 -	7465.00.101.05	314680		
General Financial	7465.00.101.06	29911		
Institutions	Total Minor	344591	344591	
	Deduct Recoveries			
	Net Minor	344591	344591	
		344591	344591	
		1324835		

CHANDIGA
RH

8787

AGRICULT	
ANDAMAN	
ICOBAR	32418
CBDT	
	2
DEFENCE	
	03
EARTH	86
ES	
ENDITU	5000
RTILIZER -	235
Fisheries	3500
& D	833
HEALTH	2073
D FW	
HOME	43567
USTRY	7572
RMATI -	22 7
&	6420
TECH	2285
K SABHA -	29862
Petro	000
Gas	500
of	24
les	
E -	939
.P.G	
f	
STATS	35754
PAO -	344963
PAG AUDIT	

PRESIDEN	331
SECTT	
RAILWAYS	61330
RAJYA	3300
HA	
REVENUE	3523
SCIENCE &	3613
SPACE	

656

WATER	11644
RESOURCE	
Total	1324835

7610.00.204 -	7610.00.204.01	446763		
Advances for	Total Minor	446763	225	446538
purchase of	Deduct Recoveries			
Computers	Net Minor	446763	225	446538

350

650

E	
CONSUME -	250
R AFF. &	
CORPORAT -	100
E AFFAIRS	
DEFENCE	
(CIVIL)	
DEFENCE	62987
SERVICES	

300

COMMISSI	
ON	
ENVIRONM -	450
ENT &	
FOREST	

	250
	100
Fisheries	
AH & D	
FPI	
HE	
HEALTH	300
ND FW	
INDUSTRY	
INFORMATI	
ON &	
BROAD	
	1
EP	800
SABHA	500
ES	750
	450
	50
RS	
	50
P.G.	6186
& PENS.	
	2 43
STATS	48819
TRS.	
HIGHWAYS	

RURAL DEVELOPMENT	-	202
SCIENCE & TECHNOLOGY		744
SHIPPING		900
Skill Dev & E		197
LECOM		9201
BAL AFFAIRS		1943
of DNH & DD		200
RESOURCE S		700
		2703
		446538

		1771598	225	1771373
Net Major		1771598	225	1771373
Total	Section	145597653	143826280	1771373
uct		-19623606		
	I Section	125974047	124202674	1771373

furnished to the Controller General of Accounts.

Chief
Min
Accounts
of Finance

APPROPRIATION A

Statement showing advances taken from the Contingency Fund of India and remaining un-recouped at the end of 2023-2024.

(In thousands of rupees)

Sl. No.	Head of Account	Amount	Month of Sanction / Withdrawal	Amount recouped	Month in which recouped	Balance if any
.....NIL.....						

Chief Min Accounts
of Finance

F. No. 5/14/2023-IF.I
Government of India
Ministry of Finance
Department of Economic Affairs
(Integrated Finance Unit-I)

Dated 29.02.2024

OFFICE MEMORANDUM

Subject: Opening of New Budget Heads in the Detailed Demand for Grant of Ministry of Finance, in respect of Grant No.30- Department of Economic Affairs of for 2023-24-reg.

The undersigned is directed to convey the approval of the Competent Authority for opening of the following new New Sub-head/Detailed Head/Object Head in the Detailed Demand for Grants of Ministry of Finance, Grant No.30- Department of Economic Affairs for the year 2023-24. The placement of new Minor Head/Sub-Head/Detailed Head/Object Head under Major Head will be as follows: -

Sl No	Under Major Head/Sub-Major Head	nor	Nomenclature/Code of Sub-Head/Detailed Head/Object Head
1	2250- Other Social Services (Major Head) 00.797- Transfer to Reserve Funds/ Deposit Accounts (Minor Head)		01-Transfer to Senior Citizen Welfare Fund (Sub Head) 01.00.63. Inter Account Transfer

2. This issues with the approval of AS&FA(Finance) in consultation with Budget Division and Principal Accounts Office (Finance).

224
(Daleep)
Under Secretary (IF.I)
Tel No.23092490

To,

1. Chief Controller of Accounts (Finance)
2. Deputy Secretary, Budget Division, NS Section, DEA
3. PAO, DEA
4. SO, DDG, DEA
5. Office of the CGA, Monthly Accounts Section, Ministry of Finance, Deptt of Expenditure, Mahalekha Nyantrak Bhawan, E-Block, GPO Complex, INA New Delhi

F. No. 5/14/2023-IF.I
Government of India
Ministry of Finance
Department of Economic Affairs
(Integrated Finance Unit-I)

Dated 08.01.2024

Subject: Opening of New Budget Heads in the Detailed Demand for Grant of Ministry of Finance, In respect of Grant No.30- Department of Economic Affairs of for 2023-24-reg.

The undersigned is directed to convey the approval of the Competent Authority for opening of the following new New Sub-head/Detailed Head/Object Head in the Detailed Demand for Grants of Ministry of Finance, Grant No.30- Department of Economic Affairs for the year 2023-24. The placement of new Minor Head/Sub-Head/Detailed Head/Object Head under Major Head will be as follows: -

Sl No	Under Major Head/Sub-Major Head/Minor Head	Nomenclature/Code of Sub-Head/Detailed Head/Object Head
1	I Financial Institutions	to South Asia

2. This issues with the approval of AS&FA(Finance) in consultation with Budget Division and Principal Accounts Office (Finance).

24
Under Secretary (IF.I)
Tel No.23092490

To

1. Chief Controller of Accounts (Finance)
2. Deputy Secretary FB& ADB Division, DEA
3. PAO, DEA
4. SO, DDG, DEA
5. Office of the CGA, Monthly Accounts Section, Ministry of Finance, Deptt of Expenditure, Mahalekha Niyantarak Bhawan, E-Block , GPO Complex, INA New Delhi

F. No. 5/14/2023-IF.I
Government of India
Ministry of Finance
Department of Economic Affairs
(Integrated Finance Unit-I)

Dated 01.12.2023

OFFICE MEMORANDUM

Subject: Opening of New Budget Heads in the Detailed Demand for Grant of Ministry of Finance, in respect of Grant No.30- Department of Economic Affairs of for 2023-24-reg.

The undersigned is directed to convey the approval of the Competent Authority for opening of the following new New Sub-head/Detailed Head/Object Head in the Detailed Demand for Grants of Ministry of Finance, Grant No.30- Department of Economic Affairs for the year 2023-24. The placement of new Minor Head/Sub-Head/Detailed Head/Object Head under Major Head will be as follows: -

Sl No

1

2.
or

12.2.23

Under Secretary (IF.I)
Tel No.23092490

To,

1. Chief Controller of Accounts (Finance)
2. JD, FM Division, DEA
3. PAO, DEA
4. SO, DDG, DEA
5. Office of the CGA, Monthly Accounts Section, Ministry of Finance, Deptt of Expenditure, Mahalekha Niyantrak Bhawan, E-Block , GPO Complex, INA New Delhi

CONDENSED ACCOUNT
GRANT No. 30 - DEPARTMENT OF ECONOMIC AFFAIRS

		Total grant		Saving- Excess +
)
	6438,46,00	13347,55,00	13006,86,27	-340,68,73
Amount surrendered during the year				329,52,65
Capital :				
Voted -				
Original	8227,45,00			
		15067,48,00	14559,76,53	-507,71,47
Supplementary	6840,03,00			
Amount surrendered during the year				993,00,65

Notes and comments

1. In the revenue section of the grant, the overall savings (₹340,68.73 lakhs) is less than the supplementary grants of ₹643846.00 lakhs obtained in December, 2023 and February, 2024 and constituted 2.55 percent of the total sanctioned provision.

Savings/excess occurred under the following major heads:-

		Total grant	Actual expenditure	Saving- Excess +
(In lakhs of rupees)				
Head				
Major Head "2052"				
Secretariat-General Services				
O.	23277.	24911.66	24108.59	-803.07
S.	4255.			
R.	-2620.			
Major Head "2047"				
Other Fiscal Services				
O	1010.00	709.80	627.25	-82.55
R.	-300.20			

Major Head "2070"
Other Administrative Services

1629.18	1569.35	-59.83
---------	---------	--------

3.21

O	74576.00			
S.	15203.00	89721.82	89718.47	-3.35
R.	-57.18			

Major Head "3475"
Other General Economic Services

335916.00			
14053.00	421550.57	421388.83	-161.74
71581.57			

S.	107732.00		244732.13
R.	1069.13		

(I) Prov of ₹1 0 lakhs d wholly unutilized under seventeen heads; of these
₹102053.00 acco r under wing heads: -

(A) r r He '2075" "Transfer of Reserve Fu unts" - Guar
Redem F ₹100 .00 lakhs -due to utilisation in the of External A
for Guarantee Redemption Fund.

(B) Under Major Head "3475" - "International Co-operation"-Contribution to commonwealth for Technical Cooperation - ₹2053.00 lakh - due to non-contribution towards CFTC as per direction of Ministry of External Affairs.

(II) Under Major Head "2052 - "Secretariat"

(A) Department of Economic Affairs" - the original provision of ₹18013.00 lakhs was d to ₹22221.00 lakhs by obtaining supplementary grant of ₹4208.00lakhs which, however, unutilised to the extent of ₹2372.73 la s - due to late joining of ASOs, receipt of less claims and inadvertant provisioning of funds.

(B) G-20 India Presidency 2022" - saving of ₹548.55 lakhs (against the sanction provision of ₹4600.00) was due to actual expenditure on G20 meetings turned out to be lower than estimated, as G-20 India Presidency was held for the first time; budget was kept at higher side to avoid unforeseen circumstances.

(III) Under Major Head "2070" - "Other Administrative Services"

(IV) Under Major Head "2416" - "International Co-operation" - Contribution to International Fund for Agricultural Development (IFAD) - saving of ₹1487.55 lakhs (against sanction provision of ₹13920.00 lakhs) was due to exchange rate variation between USD and INR.

(V) Under Major Head "3475" - "Other General Economic Services" saving occurs under following Minor Heads

(A). "Financial support for Infrastructure Development"

(a). Assistance for Infrastructure Development - Viability Gap Funding- saving of ₹20390.00 lakhs (against sanction provision of ₹61390.00 lakhs) was due to non-receipt of demand from project sponsoring authorities scheme being demand driven.

(b) India Infrastructure Project Development Fund (IIPDF)- saving of ₹2409.32 lakhs (against sanction provision of ₹2500.00 lakhs) was due to non-receipt of demand request for release of funds from project sponsoring authorities.

(B). "Other Expenditure"

(a) Training of Indian Economic Service Officer- saving of ₹609.91 lakhs (against sanction provision of ₹1235.00 lakhs) was due to late joining of 18 IES(P) of 2024 batch in IES Cadre and restriction on foreign training of IES officers by DoPT.

(b) Grants-in-aid-General- the original provision was ₹19237.00 lakhs augmented to ₹20048.00 lakhs by obtaining supplementary grant of ₹811.00 lakhs which however remained unutilised to extent of ₹-12746.45 lakhs - due to availability of unspent balances of previous year with the implementing agencies and requirement of less funds towards FINTECH Incentive Scheme and Suptech Project under International Financial Services Centres Authority (IFSCA).

(VI) Under two heads saving of ₹740.85 lakhs occurred constituting 87 and 27 percent of the sanctioned provision.

2(I). The above savings were partly (₹110845.00 lakhs) utilised for augmenting the provision by re-appropriation as already reported to the parliament while obtaining supplementary grants of ₹10385.00 lakhs under the following major heads:

(A) Major Head "3475" - "Transfer to Reserve Funds/Deposit Accounts" - Gold Reserve Fund - excess of ₹109693.00 lakhs. Actual excess, however, was ₹109693.00 lakhs.

(B) Major Head "3605" - "Cooperation with other Countries" - Interest Equalization Support for Lines of Credit under Indian Development and Economic Assistance Scheme (IDEAS) - excess of ₹1152.00 lakhs. Actual excess, however, was ₹1151.99 lakhs.

Major Head "7610"

Loans to Government Servants etc

(I)	22500.00			
S.	1.00	19809.24	17715.98	-2093.26
R	-2691.76			

(I) Provision of ₹100097.00 lakhs remained wholly unutilized under eleven heads; of these ₹100000.00 lakhs accounted for under the Major Head "5465" - "Investments in Public Sector and Other Undertakings, Banks, etc"- Capital Infusion into NIIF Infrastructure Debt Financing Platform"- ₹100000.00 lakhs - due to Fund raise process by NIIF postponed to next financial year.

(II) Under Major Head "4046" - "Purchase of Coins from Security Printing & Minting Corporation of India Limited" - Coins - saving of ₹118005.04 lakhs (against the sanctioned provision of ₹151800.00 lakhs) was due to non-finalisation of fair selling price (FSP) of coins and decrease in indent of coin.

(III) Under Major Head "5466" - "Investments in International Finance Corporation" - Payment to International Corporation towards General Capital Increase(GCI) - the original provision of ₹36460.00 lakhs was augmented to ₹37849.00 lakhs by obtaining supplementary grant of ₹1389.00 lakhs which however, remained unutilised to the extent of ₹1016.27 lakhs - due to exchange rate variation.

(IV) Under Major Head "7610" - savings occurred under the following heads:-

(A) "House Building Advances- Ministries & Union Territory Administrations" - saving of ₹4251.65 lakhs (against the sanctioned provision of ₹17500.00 lakhs); and

(B) "Advances for purchase of Computers - Advances for purchase of Computers and other peripherals etc." - the original provision of ₹4976.00 lakhs was augmented to ₹4977.00 lakhs by obtaining supplementary grant of ₹1.00 lakhs which however saving of ₹509.37 lakhs due to receipt of less applications for purchase of computers.

4(I). Savings were also offset by excess under Major Head "4046"- "Purchase of Gold" - Gold Monetization Scheme 2015 - the original provision of ₹100000.00 lakhs was augmented to ₹133810.00 lakhs by obtaining supplementary of ₹38810.00 lakhs excess of ₹50868.84 lakhs was due to higher gold mobilization and increase in value of the gold.

(II) The savings were partly (₹122824.00lakhs) utilised for augmenting the provision by re-appropriation as already reported to the Parliament while obtaining supplementary grant of ₹50987.00 lakh under Major Head "5465" - "Investments in Public Sector and Other Undertakings, Banks, etc. under following sub heads

(A) Investment into National Investment and Infrastructure Fund - ₹35111.00 lakhs. However, actual excess was ₹35024.72 lakhs was due to completion of key transactions for Master Fund.

(B) Special Window for Affordable and Middle-Income Housing - ₹87713.00 lakhs. However, actual excess was ₹87712.48 lakhs was due to increased Government of India holding.

5. Under one head saving of ₹339.80lakhs occurred constituting 12 percent of the sanctioned provision.

6. **Nirbhaya Fund: -**

The 'Nirbhaya Fund' was established during 2013-14 to be used to fund those enduring measures/interventions which substantially enhance the safety and security of women and are sustainable and effective over a long period of time. The purpose of the fund is to finance various initiatives taken by different Ministries/Departments of the Government towards empowering girl children and women ensuring their safety and security. Funds will be transferred as per budget provisions from the Revenue Expenditure head from the Consolidated Fund of India. The budgetary allocations for 'transfer of the Nirbhaya Fund' will be made from the respective Demands for Grants where expenditure allocations are made.

The Account of the Fund for 2023-24 was as follows:-

(In thousands of rupees)

Opening Balance	25,54,21,45
Receipts	6,05,27,00
Payments	4,24,21,54
Closing Balance	27,35,26,91

7. **National Clean Energy Fund: -**

The 'National Clean Energy Fund' was established to finance various new projects relating to researches in Clean Energy etc. In order to meet the objectives of 'National Clean Energy Fund' a levy called Energy Cess on coal produced in India was proposed. This was notified in Gazette Notification No. 06-2010 - Clean Energy Cess dt. 22.06.2010. The proposed levy of Clean Energy Cess is to be collected in the form of Tax Revenue and the funds so generated will be transferred to Reserve Fund. The provision for expenditure on identified schemes/new projects will be made in Demand for Grants of different Ministries/Departments under the functional Major Heads. The recoveries from the National Clean Energy Fund will also be made under the same functional expenditure head so the expenditure on the schemes and recovery from National Clean Energy Fund get matched.

The Account of the Fund for 2023-24 was as follows:

(In thousands of rupees)

Payments
Closing Balance

8. **Guarantee Redemption Fund: -**

The fund was constituted for redemption of Guarantees given by the Union Government to Central Public Sector Undertakings, Financial Institutions etc., whenever such guarantees are invoked. The fund is fed by annual allocation to be made by Ministry of Finance. When the Guarantees are invoked, such expenditure may be shown under the concerned loan head of respective grant and recovery from the fund will also be accounted for under the loan head as deduct entry.

The Account of the Fund for 2023-24 was as follows:

(In thousands of rupees)

	86,21,79.00
Receipts	90,13,72.00
	81,92,82.04
Closing Balance	94,42,68.96

14.
ns
or
on
re

21

1	Ministry of Agriculture and Farmers Welfare, of and Farmers Welfare	80%
	Ministry of Jal Shakti, Department of Water River Development and Regulation	10%
	Ministry of Rural Development, Department of Land Resources	
4.	Ministry of Food Process	

The Account of the Fund for 2023-24 was as follows

(In thousands of rupees)

Opening Balance	0
Receipts	11,99,69,39,02
Payments	9,89,69,39,02
Closing Balance	2,10,00,00,00

Chief Controller of Accounts
Minister of Finance

Gr.30- Department of Econo
ffairs for

	Original provision	Re-appropriation (R) (Col.1)			Saving > 5 crore		
1	00 090.53	0	-1000	0	1000	-1000	
2	2047 00 103.02	0	0	100	100	100	
3	2047 00 104.03	0	0	100	0	100	-100
4	2047 00 104.04	0	0	100	0	100	100
5	2047 00 104.05	0	0	100	0	100	100
6	2047 00 798.01	0	0	0	0	2800	2800
7	2047 00 800.01	0	0	100	0	100	100
	2075 00 797.01	0	-10000000	0	0	10000000	-10000000
9	3468 00 108.03	0	0	100	0	100	100
10	3468 00 108.10	0	0	100	-100	100	-100
11	3468 00 108.12	0	0	100	-100	100	-100
12	3475 00 798.02	-205300	0	0	0	205300	-205300
	3475 00 798.07	0	0	0	0	2300	-2300
14	3475 00 800.11	0	0	100	-100	100	-100
	3605 00 790.02	0	0	100	-100	100	-100
16	3605 00 790.03	0	0	100	0	100	-100
	3605 00 790.06	0	-100	100	-100	200	-200

Independent savings (Saving m

[illegible]

Omnibus savings (Saving between 2.5 & 5 crore)

Head of Account		Original provision (O)	Supplementary (S)	Total/Net provision	Expenditure (Col.4)	Difference (Col.4)	Key Condense Account	Difference (Col.1 - Col.4)	Reported	Percentage
2	2062.00.090.43	54800			7352	-2648	54800	-47448	87	
	3475.00.115.03	100000			73363		100000		27	
			0		-71192	83608		-2893		
2	3475.00.117.01	250000			436565	25065	405000	31565	R	
	3475.00.797.03	24558500			35528000	35528000	24558700	1096300	R	
					23499999		23394800	115199	R	
			10540000	11091000	59439500	59464564		25064		
S. No.	Head of Account	Original provision (O)	Supplementary (S)	Total/Net provision	Expenditure	Difference (Col.4)	Key Condense Account	Difference (Col.1 - Col.4)	Reported	Percentage
	3475.00.117.01	250000			436565	25065	405000	31565		8
	Total		155000	6500	411500	436565	25065			

Saving more than 2.50 crore but less than 5 crore

S. No.	Head of Account	Original provision (O)	Supplementary (S)	Re-appropriation (R) (Col.1)	Total/Net provision	Expenditure	Difference (Col.4)	Key Condense Account	Difference (Col.1 - Col.4)	Percentage
1	NIL				0		0	0	0	

Excess more than 5 crore

S. No.	Head of Account	Original provision (O)	Supplementary (S)	Re-appropriation (R) (Col.1)	Total/Net provision	Expenditure	Difference (Col.4)	Key Condense Account	Difference (Col.1 + Col.4)	
1	4048.00 206.06	10000000	3881000	0	13881000	18967884	5068884	13881000	5068884	
2	5465.01 190.46	18979900	5098600	3511100	28569600	28590972	-9628	25078500	3502472	
3	5485.01 190.50	10000000	100	8771300	18771400	18771348	-52	10000100	8771248	
Total		39979900	8979700	12282400	61242000	66320204	5078204	48959600	17360604	

Ombibus Excess

S. No.	Head of Account	Original provision (O)	Supplementary (S)	Re-appropriation (R) (Col.1)	Total/Net provision	Expenditure	Difference (Col.4)	O+S	Difference (Col.1 - Col.4)	Percentage
1	7465.00 101.05	280700	0	34000	314700	314680	-20	280700	33980	
Total		280700	0	34000	314700	314680	-20	280700	33980	

Chief
Mini
of Accounts
of Finance

Fund Statement

1. Nirbhaya Fund: -

The 'Nirbhaya Fund' was established during 2013-14 to be used to fund those enduring measures/interventions which substantially enhance the safety and security of women and are sustainable and effective over a long period of time. The purpose of the fund is to finance various initiatives taken by different Ministries/Departments of the government towards empowering girl children and women ensuring their safety and security. Funds will be transferred as per budget provisions from the Revenue Expenditure head from the consolidated Fund of India. The budgetary allocations for 'transfer of the Nirbhaya Fund' will be made from the respective Demands for Grants where expenditure allocations are made.

The Accounts of the Fund for 2023-24 were as follows:

	(In thousands of rupees)
Opening Balance	25,54,21,45
Receipts	6,05,27,00
Payments	4,24,21,54
Closing Balance	27,35,26,91

2. National Clean Energy Fund: -

The 'National Clean Energy Fund' was established to finance various new projects relating to researches in Clean Energy etc. In order to meet the objectives of 'National Clean Energy Fund' a levy called Energy Cess on coal produced in India was proposed. This was notified in Gazette Notification No. 06-2010 – Clean Energy Cess dt. 22.06.2010. The proposed levy of Clean Energy Cess is to be collected in the form of Tax Revenue and the funds so generated will be transferred to Reserve Fund. The provision for expenditure on identified schemes/new projects will be made in Demand for Grants of different Ministries/Departments under the functional Major Heads. The recoveries from the National Clean Energy Fund will also be made under the same functional expenditure head so the expenditure on the schemes and recovery from National Clean Energy Fund get matched.

The Accounts of the Fund for 2023-24 were as follows

(In thousands of rupees)

Opening Balance	NIL
Receipts	NIL
Payments	NIL
Closing Balance	NIL

3. **Guarantee Redemption Fund: -**

The fund was constituted for redemption of Guarantees given by the Union Government to Central Public Sector Undertakings, Financial Institutions etc., whenever such guarantees are invoked. The fund is fed by annual allocation to be made by Ministry of Finance. When the Guarantees are invoked, such expenditure may be shown under the concerned loan head of respective grant and recovery from the fund will also be accounted for under the loan head as deduct entry.

The Accounts of the Fund for 2023-24 were as follows:

(In thousands of rupees)

Opening Balance	86,21,79,00
Receipts	90,13,72,00
Payments	81,92,82,04
Closing Balance	94,42,68,96

4. **Agriculture Infrastructure and Development Fund:-**

The Section 124(1) of the Finance Act, 2021 provides for levy and collection of a duty of Customs to be called Agriculture Infrastructure and Development Cess on the goods imported into India for the purposes of financing the agriculture and other development expenditure. Similarly, Section 125(1) of the Act ibid provides for levy collection of additional duty of excise called Agriculture Infrastructure and Development Cess on the goods manufactured or produced for the same purpose.

Department of Expenditure has vide its OM No. 00(07)/PFC-1/2020 dated 17.11.2021 prescribed distribution of receipt from AIDC in the following manner:

Sl. No.	Name of the Ministry/Department	Allocation percentage
1	Ministry of Agriculture and Farmers Welfare, of and Farmers Welfare	80%
2	Ministry of Jal Shakti, Department of Water Resources, River Development G	10%
3	Ministry of Rural Development, Department of Land Resources	5%
4	Ministry of Food Processing Industries.	5%

The Account of the Fund for 2023-24 was as follows:

	(In thousands of rupees)
Opening Balance	0
Receipts	11,99,69,39,02
Payments	9,89,69,39,02
Closing Balance	2,10,00,00,00

Chief Con Accounts
of Finance

APPROPRIATION COUNTS 2023-24
Grant No. De artment of Econ mic Affairs

Certificates: -

1. Cases which attracts the provisions of "New Service/New instrument of Service" in terms of Ministry of Finance, Department of Economic Affairs (Budget Division) O.M. No.F.1 (23)-B(AC)/2005 dated 25.5.2006 are enclosed.
2. All re-appropriations having the effect of increasing the Budget provision by Rs. 5.00 Crore or more under a sub-head has been made only with the prior approval of Secretary (Expenditure).
3. All savings /excess included in the Appropriation Accounts are covered by valid re-appropriation/surrender orders issued by Competent Authority under delegated power and no re-appropriation are made subsequently to cover the actual expenditure.
4. All the expenditure incurred during 2023-24 relevant to the Grant No.30 Department of Economic Affairs has been included in the Appropriation Accounts for that year and no amount pertaining to it has been left unadjusted under any suspense head for want of paid vouchers etc.
5. "Certified that the earmarked funds included in the Union Government Appropriation Account(Civil) for the year 2023-24 are eligible for inclusion and have the prior concurrence of the C & AG of India".
6. Certified that Budget Section of the Ministry has been intimated for preparation of Explanatory Notes for Savings of Rs. 340,68,73 (ths)in Revenue Voted portion and Rs. 507,71,47 (ths)in Capital voted portion of the Grant.
7. It is confirmed that Stage II has been got vetted from the Grant controlling authority.

Chief Co
Ministry of Finance

HEADWISE APPROPRIATION ACCOUNTS FOR 2023-2024
Grant No. 30-Department of Economic Affairs

Head		Total grant	e	Actual	Excess+
	1	2		3	4
					(in thousands of rupees)
Revenue Section:					
Major Head "2052"					
Secretariat-General Services:					
2052.00.090-	Secretariat				
2052.00.090.09-	Department of Economic Affairs				
O.	180,13,00				
S.	42,08,00	202,82,70		198,48,27	
R.	-19,38,30				

-26,48

-1,61

Col 1&4 : Saving was due to actual expenditure on G20 meetings turned out to be lower than estimated, as G-20 India Presidency was held for the first time, budget was kept at higher side to avoid unforeseen circumstances.

2052.00.090.68	Indian Regional Office of New Development Bank(NDB)			
O.	41,00			
S.	17,00	58,41	57,41	
R.	41			
Total Major Head "2052"				
O.	232,77,00			
S.	42,55,00	249,11,66	241,08,59	-8,03,07
R.	-26 34			

Head	Total grant 2	Actual expenditure 3	Excess+ Savings - 4
Major Head "2047"			
Other Fiscal Services:			
2047.00.103- Promotion of Small Savings			
2047.00.103.01- National Savings Institute			
O. 9,77,00			
R. -3,00,76	6,76,24	6,27,25	-48,99
Col 1&4 : Saving was due to retirement of employees, revision of rent of office accommodation by CPWD and closure of regional centres.			
2047.00.103.02- Payments on Account of Losses due to Frauds etc			-1,00
2047.00.104-			
2047.00.104.03-			
	1,00		
K	00		-28,56
2047.00.800-			
2047.00.800.01-			
K	-3,00,20		-82,55

Head	1	Total grant	Actual expenditure	Excess+ Saving -
		2	3	4
Major Head "2070"				
Other Administrative Services:				
2070.00.001-	Direction and Administration			
2070.00.001.05-	Security Appellate Tribunal			
O.	18,68,00			
R.	-3,92,87	14,75,13	14,26,38	-48,75
Col 1&4 : Saving was due to non-filling of vacant posts and the non-completion of office premises renovation within the prescribed timeframe.				
2070.00.105-	Special Commission of Enquiry			
2070.00.105.28-	Sixteenth Finance Commission			
O.	9,00,00			
R.	-7,45,95	1,54,05	1,42,97	-11,08
Col 1&4 : Saving was due to non-filling of vacant posts and non-finalization of office space at				
Total Major Head	70"			
O.	27,68,00			
R.	-11,38,82	16,29,18	15,69,35	-59,83
Major Head "2075"				
Miscellaneous General Services:				
2075.00.797-	Transfer to Reserve Funds/ Deposit Accounts			
2075.00.797.01-	Guarantee Redemption Fund			
O.	1000,00,00			
R.	-1000,00,00			
Col1: Entire provision remained unutilised due to utilisation in the grant of Ministry of External Affairs for Guarantee Redemption Fund.				
2075.00.800-	Other Expenditure			
2075.00.800.06-	Interest payments on Central Securities in time barred cases			
		1,00	47	53
				- 26
				- 79

Head	Total	Actual	Excess
1	2	3	
	3,00		
	74	3,52	- 22
Major Head "2250"			
Other Social Services			
2250.00.797-	Transfer to Reserve Funds/ Deposits Accounts		
2250.00.797.01	Transfer to Senior Citizen Welfare Fund		
S	5000,00,00	5000,00,00	5000,00,00
Major Head "2416"			
Agricultural Financial Institutions:			
2416.00.798-	International Co-operation		
2416.00.798.01-	Contribution to International Fund for Agricultural Development (IFAD)		
O	139,20,00		
R	-14,87,55		
Col 1: Saying was due to exchange rate variation between US			
Major Head "3465"			
General Financial and Trading Institutions:			
3465.01-	General Financial Institutions		
3465.01.190-	Assistance to General Financial Institutions		
3465.01.190.13-	Payment toward Advisory Services on National Investment and Infrastructure Fund Matters		
O	2,00,00		
R	-97,00		-53
	59,00		-53

Head		Total rant	Actual ex iture	Excess+ Savi
	1		3	4
Major Head "3466"				
International Financial Institutions:				
3466.00.104-	African Development Fund/Bank			
3466.00.104.01-	Payment of Contribution towards Multilateral Debt Relief Initiative of African Development Fund	4,80,00 -85	4,79,15	4,79,15
3466.00.104.02-	Contribution towards African Development Fund			
O.		52,11,00		
S.		52,03,00	103,98,56	103,98,55
R.		-15,44		
3466.00.104.03-	Contribution towards Africa Digital Financial Inclusion Facility(ADFI)			
O.		17,00,00		
R.		-40,61		
3466.00.105-	International Monetary Fund			
3466.00.105.04-	Contribution to South Asia Regional Training and Technical Assistance Center(SARTTAC)	100,00,00	100,00,00	100,00,00
3466.00.108-	World Bank			
3466.00.108.03-	Contribution to South-South Experience Exchange Trust Fund (SEETF)		1,00	-1,00
3466.00.108.09-	Contribution to International Development Association (IDA)		582,67,00	582,66,67 - 33
3466.00.108.12-	Fund for Pandemic Prevention, Preparedness and Response (the Pandemic Fund)		1,00	-1,00

Head	1	Total rant 2	Actual iture	Excess+ Savi
O				
R.		89,14,72	89,14,72	
Total Major Head "3466"				
O	745,76,00			
S.	152,03,00	897,21,82	897,18,47	-3,35
R.	-57,18			
Major Head "3475"				
Other General Economic Services:				
3475.00.107- Regulation of Markets				
3475.00.107.03- Forward Markets Commission (FMC)				
O.	20,00	14,00	12,85	-1,15
R.	-6,00			
3475.00.115- Financial support for Infrastructure Development				
3475.00.115.01- Assistance for Infrastructure Development -Viability Gap Funding				
O.	500,00,00			
S.	113,90,00	410,00,00	410,00,00	
R.	-203,90,00			
Col 1: Saving was due to non-receipt of demand from project sponsoring authorities scheme being demand driven.				
3475.00.115.02- India Infrastructure Project Development Fund (IIPDF)				
O.	25,00,00			
R.	-24,09,31	90,69	90,68	-1
Col 1&4 : Saving was due to non-receipt of demand request for release of funds from project sponsoring authorities.				
				-2,45
				-2,00,921
Col 1&4 : Saving was due to conduction of less office training programmes				

Head	Total grant 2	Actual expenditure 3	Excess+ Saving - 4
------	---------------------	----------------------------	--------------------------

3475.00.117-

3475.00.117.01-

O.

S.

41,15,00

43,65,65

+2,50,65

R.

Col 4 : Excess was due to the gold mobilization under the Scheme exceeded than estimated which resulted in increase in handling charges paid to banks.

3475.00.797- Transfer to Reserve Funds/ Deposit
Accounts

3475.00.797.03- Gold Reserve Fund

O. 2455,85,00

S. 2,00

3552,80,00

3552,80,00

..

R. 1096,93,00

Col 1 : Excess was due to enhancement of average yield rate for borrowing the gold cost and deposit of gold.

3475.00.798- International Co-operation

3475.00.798.02- Contribution to Commonwealth
Fund for Technical Cooperation

O. 20,53,00

R. -20,53,00

..

..

..

Col1: Entire provision remained unutilized due non-contribution towards CFTC as per directions of Ministry of External Affairs.

3475.00.798.05- Technical Co-operation with
African Development Bank

O. 8,00,00

10,00,00

10,00,00

R. 2,00,00

3475.00.798.07-

O.

R.

Head		Total grant	Actual expenditure	Excess+ Saving -
	1	2	3	4
3475.00.798.14-	Contribution to the Global Fund for AIDS, TB and Malaria (GFATM)			
O.	65,60,00	65,74,08	65,74,08	
R.	14,08			
3475.00.798.15-	Contribution to Global Alliance for Vaccination and Immunization (GAVI)			
O.	24,60,00	24,86,49	24,86,49	
3475.00.800-	Other Expenditure			
3475.00.800.07-	Training of Indian Economic Service Officers			
O.	12,35,00	6,31,90	6,25,09	-6,81
R.	-6,03,10			
Col 1&4 : Saving was due to late joining of 18 IES(P) of 2024 batch in IES Cadre and restriction on foreign training of IES officers by DoPT.				
3475.00.800.09-	Economic Wing of the Embassy of India, Washington			
O.	10,00,00	12,48,60	10,53,94	-1,94,66
S.	3,00,00			
R.	-51,40			
Col 4 : Saving was due to vacant posts of Minister (Eco) and Third Secretary (Eco) are vacant since August and November, 2023 respectively and therefore the cost associated with these posts such as salary and allowances could not be incurred.				
3475.00.800.10-	Grants-in-aid-General			
O.	192,37,00	75,03,95	73,01,55	-2,02,40
S.	8,11,00			
R.	-125,44,05			
Col 1&4 : Saving was due to availability of unspent balances of previous year with the implementing agencies and requirement of less funds towards FINTECH Incentive Scheme and Suptech Project under International Financial Services Centres Authority (IFSCA).				
3475.00.800.11-	Personal effects of non-Indian personnel in U.N. Agencies etc in India			
		1,00		00
3475.00.800.25-	Economic Wing of the Embassy of India, Tokyo			
O.	3,20,00	3,06,00	3,02,87	-3,13
R.	-14,00			

Head		Total grant 2	Actual expenditure 3	Excess+ Saving - 4
3475.00.800.89-	Economic and Commercial Wing of Embassy of India, Beijing			
O.		5,62,78	5,62,00	- 78
R.				
Total Major Head "3475"				
O.	3359,16,00	4215,50,57	4213,88,83	-1,61,74
S.	140,53,00			
R.	715,81,57			
Major Head "3605"				
Technical and Economic Co-operation with other countries:				
3605.00.101-	Cooperation with other countries			
3605.00.101.08-	Liaison Office of G-24			
O.	14,00	15,00	14,02	- 98
S.	1,00			
R.				
3605.00.101.45-	Interest Equalization Support for Lines of Credit under Indian Development and Economic Assistance Scheme (IDEAS)			
O.	1300,00,00	2350,00,00	2350,00,00	
S.	1038,48,00			
R.	11,52,00			
Col 1: Excess was due to Higher Interest equalization Support(IES) claims received due to rising of SOFR and LIBOR rates."				
3605.00.102-	Contribution to United Nations Development Programmes			
3605.00.102.01-	Other Development Programme			
O.	33,18,00	36,98,55	36,98,55	
S.	381,00			
R.	-45			
R.	-20			-1

Head	Total grant 2	Actual expenditure	Excess+ Saving - 4
3605.00.103-			
3605.00.103.01-			
O	2447,36,13	2447,32,13	-1,00
3605.00.790-			
3605.00.790.02-			
	1,00		-1,00
R.	10,69,13	2447,36,13	2447,32,13
Surrender or Withdrawals within Grant			
	6909,09,00		
	6438,46,00		

Head		Total grant 2	Actual expenditure	Excess+ Saving -
Capital Section:				
Major Head "4046"				
Capital Outlay on Currency, Coinage and Mint:				
4046.00.206-	Purchase of Gold			
4046.00.206.06-	Gold Monetization Scheme 2015			
O.	1000,00,00	1388,10,00	1896,78,84	+508,68,84
S.	388,10,00			
Col 4: Excess was due to higher gold mobilization and increase in value of the gold.				
4046.00.208-	Purchase of Coins from Security Printing & Minting Corporation of India Limited			
4046.00.208.01-	Coins			
O.	1518,00,00	338,00,00	337,94,96	-5.04
R.	-1180,00,00			
Col 1&4 : Saving was due to non-finalisation of fair selling price (FSP) of coins and decrease in indent of coin.				
Total Major Head "4046"				
O.				
S.		1726,10,00	2234,73,80	+508,63,80
R.				
Major Head "4047"				
Capital Outlay on Other Fiscal Services				
4047.00.001-	Direction and Administration			
4047.00.001.01-	Secretariat - Fiscal Services			
O.	5,00	4,00		-4,00
R.	-1,00			
Major Head "4070"				
Capital Outlay on Other Administrative Services				
4070.00.001-	Direction and Administration			
4070.00.001.31-	Secretariat - General Services			
O.	15,26,00	14,37,53	12,93,43	-1,44,10
S.	1,00			
R.	-89,47			
Major Head "4216"				
Capital Outlay on Housing :				
4216.01-	Government Residential Buildings			
4216.01.700-	Other Housing			
4216.01.700.62-	Construction of 90 dwelling units for IES Officers	1,00		-1,00

Head		Total grant	Actual expenditure	Excess+ Savings -
	1	2	3	4
Major Head "5465"				
Investments in General Financial and Trading Institutions:				
5465.01-	Investments in General Financial Institutions			
5465.01.190-	Investments in Public Sector and Other Undertakings, Banks, etc.			
5465.01.190.40-	National Investment and Infrastructure Fund Limited (NIIFL)			-1,00
5465.01.190.46-	Investment into National Investment and Infrastructure Fund			
O.	1997,99,00			
S.	509,86,00	2858,96,00	2858,09,72	-86,28
R.	351,11,00			
Col 1: Excess was due to completion of key transactions for Master Fund				
5465.01.190.50-	Special Window for Affordable and Middle-Income Housing			
O.	1000,00,00			
S.	1,00	1877,14,00	1877,13,48	- 52
R.	877,13,00			
Col 1: Excess was due to increased Government of India holding				
5465.01.190.51-				
Col 1: Entire provision remain unutilised due to Fund raise process by NIIF postponed to next financial year.				
Total Major Head "5465"				
O.				
S.		4736,11,00	4735,23,20	-87,80
R.				
Major Head "5466"				
Investment in International Financial Institutions:				
5466.00.201-	Investments in the International Bank for Reconstruction and Development			
5466.00.201.01-	Subscription to the International Bank for Reconstruction and Development			
		2,00		-2,00

Head		Total grant 2	Actual expenditure 3	Excess+ Savings -
5466.00.203-	Investments in the Asian Development Bank :			
5466.00.203.02-	Subscription to Asian Development			
O	1,00			
R	-1,00			
5466.00.203.03-	Subscription to Asian Development Bank (In Cash)			
O	1,00			
R	-1,00			
5466.00.206-				
5466.00.206.01-				
O	43,00	40,00	39,84	- 16
R	-3,00			
		18,90,03	18,90,03	
5466.00.207-				
5466.00.207.02-				
O		6922,15,00	6922,14,92	- 8
S				
		7309,79,77	7309,77,52	-2,25
R				


		Total grant 2	Actual expenditure 3	Excess+ Saving - 4
Major Head "5475"				
Capital Outlay on Other General Economic Services:				
5475.00.115-	Financial Support for Infrastructure Development			
5475.00.115.01-	Assistance for Infrastructure Development - Viability Gap Funding			
S.		6,00,00		
R.		-6,00,00		

Col 1: Entire provision remain unutilised due to non-receipt of proposal from Project Sponsoring authority

	Repayment of Loan-Private sector Infrastructure Facility II - Infrastructure Leasing and Financial Services to KFW	2,90,00 9,12	2,99,12	2,99,11	
Total Major Head "7465"					
O.		30,97,00			
R.		3,12	34,46,12	34,45,91	- 21

Head	1	Total grant 2	Actual expenditure 3	Excess+ Savin 4
Major Head "7475"				
Loans for Other General Economic Services:				
7475.00.800-	Other Loans			
7475.00.800.10-	Loans to IMF under New Arrangements to Borrow (NAB)			
		1,00		-1,00
Major Head "7610"				
Loans to Government Servants etc. :				
7610.00.201-	House Building Advances			
7610.00.201.01-	Ministries & Union Territory Administrations			
O.	175,00,00	146,62,44	132,48,35	-14,14,09
R.	-28,37,56			
Col 1: Saving was due to receipt of less application for disbursal of loans.				
Col 4 : Saving was due to receipt of less application for disbursal of loans and administrative reasons in r/o various Ministries/Departments.				
7610.00.202-	Advances for purchase of Motor Conveyances			
7610.00.202.01-	Advances for Purchase of Motor Cars			
O.	24,00	60		- 60
R.	-23,40			
7610.00.204-	Advances for purchase of Computers			
7610.00.204.01	Advances for purchase of Computers and other peripherals etc.			
O.	49,76,00			
S.	1,00	51,46,20	44,67,63	-6,78,57
R.	1,69,20			
Col 4 : Saving was due to receipt of less applications for purchase of computers.				
Total Major Head "7610"				
O.	225,00,00			
S.	1,00	198,09,24	177,15,98	-20,93,26
R.	-26,91,76			
Surrender or Withdrawals within Grant				
R.	993,00,65	993,00,65		-993,00,65
Total – Capital Section				
O.	8227,45,00	15067,48,00	14559,76,53	-507,71,47
S.	6840,03,00			

Certified to the best of my knowledge and belief that all expenditure included in the Head-wise Appropriation Accounts of the Union Government (Civil) for the year 2023-2024 has been sanctioned by the Competent Authority.


 Chief Controller of Accounts
 Ministry of Finance

Annexure II

Details of recoveries adjusted in Account in reduction of Expenditure

Sub-head		Total Estimate	Actuals	Actual compared with total estimates More(+)Less(-)
		2		
Deduct Recoveries of Overpayments			11,11	+11,11
Major Head '2047'				
2047.00.911	Deduct Recoveries of Overpayments		4,97	+4,97
Major Head '2070'				
2070.00.911	Deduct Recoveries of Overpayments		1,63	+1,63
Major Head '3475'				
3475.00.911	Deduct Recoveries of Overpayments		1 15	+1,15
Total Revenue Section:			18,86	+18,86

Sub-head		Total Estimate	Actuals	Actual compared with total estimates More(+)Less(-)
1		2	3	4
Capital Section :				
Major Head '4046'				
Capital Outlays on Currency, Coinage and Mint:				
4046.00.206-	Purchase of Gold			
4046.00.206.06-	Gold Monetization Scheme 2015:			
O.	1000,00,00	1388,10,00	1624,41,10	+23631,10
S.	3881000			
4046.00.208-	Purchase of Coins from Security Printing and Minting Corporation of India Limited			
4046.00.208.01-	Coins	1518,00,00	337,94,96	-1180,05,04
Major Head '4046'- Total				
O.	2518,00,00	2906,10,00	1962,36,06	-943,73,94
S.	388,10,00			

Chief Minister Accounts
of Finance

ANNEXURE -III
APPROPRIATION ACCOUNTS 2023-2024
GRANT No. 30-DEPARTMENT OF ECONOMIC AFFAIRS

Statement showing reconciliation of Appropriation Accounts the figures with Statement of Central Transactions (Finance Accounts) figures for the year 2023-2024.

Sl. No.	Total Revenue	In thousands of
	1,3006,86,27	1,4559,76,53
2	18,86	1962,36,06
3	Deduct Amount adjusted in the Statements of Central Transactions of other Accounts Circles but included in the head-wise Appropriation Accounts (as per details appended indicating name of the accounting organizations, the amount, sub-heads affected etc. and reasons for inclusion).	22,05,36
4(a)		177,13,73
	Add -amounts adjusted in the Statement of Central Transactions as agent Ministry/ Deptt. for inclusion in the head-wise Appropriation Accounts of functional Ministries/Deptts. (as per details appended indicating the number and name of Grant of functional Ministries/ Deptts. in which the amounts will be included, sub-heads affected and authorisation issued by the latter)	
		Grant No. 31- Deptt. of Expenditure 10
		Grant No. 41- Pensions 25,85,37
		Grant No. 77- Ministry of Planning 5
4(b)	Add-amount relating to Other Grants of this Ministry appearing in the S.C.T Grant No. 39- Interest Payments	
5	13010,47,57	

Certificates :-

Certified that expenditure of Rs. 10291949414(ths) (Charged) and Rs. 130104757(ths) (Voted) in the Revenue Section and Rs. 73370702107(ths) (Charged) and Rs. 124202674(ths) (Voted) in the Capital Section shown at Sl. No. 5 above agrees with the expenditure figures shown in the Statement of Central Transactions for the year 2023-2024 furnished to the Controller General of Accounts separately.

Certified that the figures of expenditure included in the detailed Appropriation Accounts are reconciled and accepted by the Head of Department/Ministry.

Chief Co of Accounts
Min of Finance



Sl. No.	Head of Account	Amount	Controller
1	20520009009	169	Expenditure
2			
3			
4			
5			
6			
7			
8	20520009009	17	Textiles
		2	P.G & P Renewable Energy Affairs Commission on & Tourism
2			irs ffairs B mal A


Min of Finance

f Economic Affairs in r/o

loans to Govt. Servant for 2023-24

Controller	<u>201</u>	<u>204</u>
Motor		
AG UT Chandigarh		650
Atomic Energy		
Defence Accounts (Civil) Including CSD CGDA Defence (Services) DFS		62987
Earth Science	3486	350
Industry		
Law and Justice		800
M/o Culture		400
Mines	500	1750
Minority Affairs		150
MoHUA	2000	900
Personnel, PG & P	23739	6186
Petroleum & Natural Gas	1000	
Pharma & Chemicals	2200	50

<u>Controller</u>	<u>HBA</u>	<u>Motor Conveyances</u>	<u>Computers</u>
Planning Statistics and Program	9236		2143
Posts	35754		48819
Power	3000		200
Principal PAO PAG Audit Delhi	344963		31658
President's Sectt	331		150
Railway	61330		176690
Rajya Sabha	3300		300
Revenue	3523		650
Road Transport and Highways			50
Rural Department			202
Science and Technology	3613		744
Shipping			900
Skill Development & Entrepreneurship			197
Space	55854		9201
Telecommunication	12664		1943
Textiles	1324		450
Tribal Affairs	2000		200
UT of Dadar Nagar Haveli & Daman & Diu	656		700
Water Resources	11644		2703
TOTAL	1324835	0	446538
Grand Total	1771373		


 Chief Controller of Accounts
 Ministry of Finance

financial

Total

Plan

Total

No

(in th

031

diture

Section

104

IT
OF

60

60

077

Grant Description : MI Planning

Major Head '3451'

3451.00

3451.00.101

1

5

Chief

Min

Accounts
of Finance

Grant	Head	Sub Head	To	ur	4	Plan	Non-Plan	Total	s of	(S)
			E OF							
			Appro					7823033.00		
			GOVERNMENT SECURITIES:					7823033.00		
			Payments:							
	2049.01		Interest on							
			on M							
	2049.01.101.00								7264145527.00	
			DAY						1	
			ON							
									3943774.00	
									19763159.00	
									12430705.00	
			IN						00	
			SECURITIES ISSUED AGAINST							
			OUTSTANDING BALANCES OF SMALL							
			SAVINGS						1128438853.00	
	2049.01.122.00									
			IN						00	
									00	
			NSSF AGAINST REINVESTMENT OF							
			SUM RECEIVED ON REDEMPTION OF							
			SPECIAL CENTRAL/STATE							
			INVESTMENTS SECURITIES:						14682093.00	
									1935373.00	
	130		SCHEM							
			GOLD							
			SCH						176895704.00	
									1	
			BONDS- OTHER GOVERNMENT							
			BANK ENTITIES					5680000.00		
	01									
	2049.01.134.02									
	2049.01.200.03							100166599.00		
	2049.01.305.00		OF							
	2049.01									
	.011		OF					-2856.00		
	2049.03.									
	104.01		GE					29262.00		
	2049.03.104.04							2723782.00		
	2049.03.108.03									
			GROUP INSURANCE SCHEME:							

	10	DEPOSITS OF P FUND		
2049 60 106		Bonds: % OIL COMPANI DS		12287328.00
				4480111.00
				1727687.00
				6566522.00
				13780135.00
				15139683.00
				7999381.00
			4014891.00	4014891.00
			5102516.00	
			3219813.00	
2049 60 109.03	9	ZER		8346670.00
				1250000.00
		AL LIFE I GOVERNMENT OF INDIA SPECIAL		4774000.00
				5053071.00
				1099500.00
		MATU	10284126381.00	10284126381.00
Head Total			10291949414.00	10291949414.00
Revenue Total			10291949414.00	
		Grant Total		
Major Head '6001'		Debt of Central		
6001.00				
6001.00.101				5356397551.00
6001.00.101.00				
6001.00.103.01		RY MONETARY	6242638200.00	
6001.00.105.02		MENT		
6001.00.105.03		ON:		
6001.00.105.04	ASIAN	BANK:	830000.00	
6001.00.105.06	DEVELOPM			
6001.00.106.18		BONDS,1	200.00	
6001.00.106.19	10% RELIEF	1995	.00	
6001.00.106.22	IEF BOND,200		3675.00	
6001.00.106.23		1999:		
	8% RELIEF BOND,2002:		1675.00	

6001.00	BOND.	1300.00	1300.00
6001.00.106.30	8% SAVINGS BOND, 2003(TAXABLE):	230444243.00	230444243.00
6001.00.106.31	% SAVI	2450.00	2450.00
	7 ND 2018	72783.00	72783.00
6001.00.108.00	Y B	00	00
6001.00.110.00	DAYS TR BI	00	4452835000.00
6001.00.114.00	D	1 30000	1993130000.00
6001.00.115.00	1 DAYS ILLS	4785271	47852719300.00
6001.00.117.00	AB ISSUED	00	800000000.00
6001.00.122.00	N OF SPECIAL	00	1
	ISSUED AGAINST SHARE		
	NET SMALL SAVINGS		
	FROM		
6001.00.125.00	GOVERN	599767300.00	599767300.00
	SECURITIES,ISSUED TO NSSF		
	INST REIN VESTMENT OF SUMS		
	RECEIVED ON REDEMPTION OF		
	SPECIAL CENTRAL/ STATE		
	RITIES		
6001.00.129.00	EME	30801718.00	718.00
6001.00.130.01	2015 EME:	270075.00	270075.00
6001.00.502.00		0.00	
6001.00.902.00	FROM		-781
6001.00	ND:	0.00	
	YMENTS		
Head Total		73370702107.00	73370702107.00
Capital Total		73370702107.00	73370702107.00
		73370702107.00	73370702107.00
Capital Total		73370702107.00	73370702107.00

Chief

M

Accounts
of Finance

Appropriation Accounts- 2023-24
Ministry of Finance, Department of Economic Affairs

Statement showing Major Head-wise/ Grant-wise total of the Consolidated Fund of India (Disbursement) as appearing in SCT for the year 2023-24.

	Major	Revenue	In thousands of ru		
			Voted	Charged	Voted
		0		0	0
		0		0	0
		0			0
		0	321	0	0
			50000000	0	0
		0			
	3475				
30					2723774
					73097752
					225
39					
		0			
	2071	0	258477	0	0
41	2235		60		
	Total	0	258537	0	0

77	3451	0	5	0	0
	Total		5		
Grant Total		10291949414	130104757	73370702107	124202674

Certified that expenditure figures included in the SCTs of Agent Ministries/Departments and intimated to the functional Ministries/Departments for inclusion in the later's Headwise Appropriation Accounts has been reconciled and accepted by the Head of Ministry/Department.

Chief of Accounts
of Finance

**Statement of reconciliation
Controller : 014 - ECONOMIC AFFAIRS**

Grant No : 030 - Department of Economic Affairs

Head Wise App. A/c	Diff	Other Grant of Controller Grant - Amt
-------------------------------	-------------	--

In thousands of

Revenue Section :

2052 - Secretariat-General Services

2052.00.090.43

2052.00.090.54

10	COAL	13
	ELECTION -	66
	COMMISSION	
	ENVIRONM -	89
	ENT &	
	FOREST	

17

20

otal 3161

Total Minor		
Deduct Recoveries	-1111	
Net Minor	-1111	-1111

		2410859	2407708	3151	
Total Major					
Deduct Recoveries		-1111			
		2409748	2406597	3151	
2047.00.103 - Promotion of Small Savings		62725			
			62725		
Deduct Recoveries					
		62725	62725		
2047.00.911 - DEDUCT RECOVERIES OF OVERPAYMENTS					
2047.00.911.00		-497			
Total Minor					
Deduct Recoveries		-497			
Net Minor		-497	-497		
Total Major		62725	62725	0	
Deduct Recoveries		-497			
		62228	62228		
2070 - Other Administrative Services					
2070.00.001.05		142638			
		142638		25257	
Deduct Recoveries					
		142638	117381	25257	25257
					25257
		-163			
		-163	-163		
Total Major		156935	131678	25257	
Deduct Recoveries		-163			
Net Major			131515	25257	
2075 - Miscellaneous General Services					
2075.00.800 - Other expenditure					
2075.00.800.06		47			
5.00.800.07		274			
Deduct Recoveries					
Net Minor		321	321		

Total Major	321		0
Deduct Recoveries			
Net Major	321	321	0

2235.60.103.01

Total Minor	352		352
Deduct Recoveries			
Net Minor			

POSTS
Total

2250.00.797 -
TRANSFER TO
RESERVE FUND

Deduct Recoveries

	3465.01.190.13	10247		
to	3465.01.190.16	600000		
General Financial	Total Minor	610247	610247	
Institutions				
	Net Minor	610247	610247	
	Total Major	610247	610247	0
	Deduct Recoveries			
	Net Major	610247	610247	0

3466 International Financial Institutions				
3466.00 34 - African Development Bank	3466.00.104.01	47915		
	3466.00.104.02	1039855		
	3466.00.104.03	165938		
	3466.00.105.04			
	Deduct Recoveries			
3466.00.108 - WORLD BANK	3466.00.108.09	5826667		
	Total Minor	5826667	5826667	
	Deduct Recoveries			
	Net Minor	5826667	5826667	
3466.00.109 - ASIAN DEVELOPMENT FUND (ADF)	3466.00.109.03	891472		
	Total Minor	891472	891472	
	Deduct Recoveries			
	Net Minor	891472	891472	
	Total Major	8971847	8971847	0
	Deduct Recoveries			
	Net Major	8971847	8971847	0
3475 - Other General Economic Services				
34 Regulation of Markets				
	Total Minor	1285	1285	
	Deduct Recoveries			
	Net Minor	1285	1285	
3475.00.115 - Financial Support for Infrastructure Development	3475.00.115.01	4100000		
	3475.00.115.02	9068		
	3475.00.115.03	73363		
	Total Minor	4182431	4182431	
	Deduct Recoveries			
	Net Minor	4182431	4182431	
3475.00.117 - Commission for Gold Monetisation Scheme, 2015		436565		
3475.00.797 - TRANSFER TO RESERVE FUNDS	3475.00.797.03			
	Deduct Recoveries			
	Net Minor	35528000	35528000	
3475.00.798 -	3475.00.798.05	100000		

3475.00.798.14	657408	
3475.00.798.15	248649	
Total Minor	1006057	1006057

Net Minor	1006057	
------------------	----------------	--

3475.00.800.09	105394	
3475.00.800.10	730155	
3475.00.800.25		
3475.00.800.89	56200	
Total Minor		191881

-115

-115

-115

-115

-115

42138883	41947117	191766
----------	----------	--------

-115

Net Major

42138768	41947002
----------	----------

Total Minor

Net Minor	390877	390877
------------------	---------------	---------------

200000

Total Minor	200000	200000
--------------------	---------------	---------------

Net Minor	200000	200000
------------------	---------------	---------------

T Major	24473213	24473213	0
----------------	-----------------	-----------------	----------

Deduct Recoveries

Net Major	24473213	24473213	0
------------------	-----------------	-----------------	----------

Total Revenue Section	130068627	129848101	220526
------------------------------	------------------	------------------	---------------

Deduct Recoveries	-1886		
--------------------------	--------------	--	--

Net Revenue Section	130066741	129846215	220526
----------------------------	------------------	------------------	---------------

Capital Section**4046 - Capital Outlay on Currency, Coinage and Mint**

4046.00.206.06	2723774		
----------------	---------	--	--

Deduct Recoveries	-16244110		
--------------------------	------------------	--	--

2723774	2723774		
----------------	----------------	--	--

4046.00.208 -	4046.00.208.01		
---------------	----------------	--	--

Purchase of Coins
from Security Printing
& Minting Corporation
of India Limited

Total Minor	3379496	3379496	
--------------------	----------------	----------------	--

Deduct Recoveries	-3379496		
--------------------------	-----------------	--	--

Net Minor			
------------------	--	--	--

Total Major	22347380	22347380	0
--------------------	-----------------	-----------------	----------

Deduct Recoveries	-19623606		
--------------------------	------------------	--	--

Net Major	2723774	2723774	0
------------------	----------------	----------------	----------

4070 - Ca Outlay on Other Administrative Services

4070.00.001 -	4070.00.001.31	129343	
---------------	----------------	--------	--

DIRECTION AND
ADMINISTRATION

Total Minor	129343	129343	
--------------------	---------------	---------------	--

Deduct Recoveries			
--------------------------	--	--	--

Net Minor	129343	129343	
------------------	---------------	---------------	--

Total Major	129343	129343	
--------------------	---------------	---------------	--

Deduct Recoveries			
--------------------------	--	--	--

Net Major	129343	129343	
------------------	---------------	---------------	--

5465 - Investments in General Financial and Trading Institutions

5465.01.190 -	5465.01.190.46	28580972	
---------------	----------------	----------	--

INVESTMENT IN
PUBLIC SECTOR
AND OTHER
UNDERTAKINGS,
BANKS ETC.

5465.01.190.50			
----------------	--	--	--

Total Minor	47352320	47352320	
--------------------	-----------------	-----------------	--

Net Minor	47352320	47352320	
------------------	-----------------	-----------------	--

Total Major	47352320	47352320	0
--------------------	-----------------	-----------------	----------

Deduct Recoveries			
--------------------------	--	--	--

Net Major	47352320	47352320	0
------------------	-----------------	-----------------	----------

5466 - Investment in International Financial Institutions

5466.00.206 -	5466.00.206.01	3984		
AFRIK N	5466.00.206.02	189003		
DEVELOPMENT	Total Minor	192987	192987	
BANK	Deduct Recoveries			
			192987	
		69221492		
		3683273		
	Deduct Recoveries			
		3683273	3683273	
	Total Major	73097752	73097752	
	Deduct Recoveries			
	Net Major	73097752	73097752	0
6416 - Loans to Agricultural Financial Institutions				
6416.00.800 - Other	6416.00.800.01	554669		
Loans	Total Minor	554669	554669	
	Deduct Recoveries			
	Net Minor	554669	554669	
	Total Major	554669	554669	0
	Deduct Recoveries			
	Net Major	554669	554669	0
7465 - Loans for General Financial and Trading Institutions				
7465.00.101 -	7465.00.101.05	314680		
General Financial	7465.00.101.06	29911		
Institutions	Total Minor	344591	344591	
	Deduct Recoveries			
	Net Minor	344591	344591	
		344591	344591	
		1324835		

CHANDIGA
RH

8787

AGRICULT	
ANDAMAN	
ICOBAR	32418
CBDT	
	2
DEFENCE	
	03
EARTH	86
ES	
ENDITU	5000
RTILIZER -	235
Fisheries	3500
& D	833
HEALTH	2073
D FW	
HOME	43567
USTRY	7572
RMATI -	22 7
&	6420
TECH	2285
K SABHA -	29862
Petro	000
Gas	500
of	24
les	
E -	939
.P.G	
f	
STATS	35754
PAO -	344963
PAG AUDIT	

PRESIDEN	331
SECTT	
RAILWAYS	61330
RAJYA	3300
HA	
REVENUE	3523
SCIENCE &	3613
SPACE	

656

WATER	11644
RESOURCE	
Total	1324835

7610.00.204 -	7610.00.204.01	446763		
Advances for	Total Minor	446763	225	446538
purchase of	Deduct Recoveries			
Computers	Net Minor	446763	225	446538

350

650

E	
CONSUME -	250
R AFF. &	
CORPORAT -	100
E AFFAIRS	
DEFENCE	
(CIVIL)	
DEFENCE	62987
SERVICES	

300

COMMISSI	
ON	
ENVIRONM -	450
ENT &	
FOREST	

	250
	100
Fisheries	
AH & D	
FPI	
HE	
HEALTH	300
ND FW	
INDUSTRY	
INFORMATI	
ON &	
BROAD	
	1
EP	800
SABHA	500
ES	750
	450
	50
RS	
	50
P.G.	6186
& PENS.	
	2 43
STATS	48819
TRS.	
HIGHWAYS	

RURAL DEVELOPMENT	-	202
SCIENCE & TECHNOLOGY		744
SHIPPING		900
Skill Dev & E		197
LECOM		9201
BAL AFFAIRS		1943
of DNH & DD		200
RESOURCE S		700
		2703
		446538

		1771598	225	1771373
Net Major		1771598	225	1771373
Total	Section	145597653	143826280	1771373
uct		-19623606		
	I Section	125974047	124202674	1771373

furnished to the Controller General of Accounts.

Chief
Min
Accounts
of Finance

APPROPRIATION A

Statement showing advances taken from the Contingency Fund of India and remaining un-recouped at the end of 2023-2024.

(In thousands of rupees)

Sl. No.	Head of Account	Amount	Month of Sanction / Withdrawal	Amount recouped	Month in which recouped	Balance if any
.....NIL.....						

Chief Min Accounts
of Finance

F. No. 5/14/2023-IF.I
Government of India
Ministry of Finance
Department of Economic Affairs
(Integrated Finance Unit-I)

Dated 29.02.2024

OFFICE MEMORANDUM

Subject: Opening of New Budget Heads in the Detailed Demand for Grant of Ministry of Finance, in respect of Grant No.30- Department of Economic Affairs of for 2023-24-reg.

The undersigned is directed to convey the approval of the Competent Authority for opening of the following new New Sub-head/Detailed Head/Object Head in the Detailed Demand for Grants of Ministry of Finance, Grant No.30- Department of Economic Affairs for the year 2023-24. The placement of new Minor Head/Sub-Head/Detailed Head/Object Head under Major Head will be as follows: -

Sl No	Under Major Head/Sub-Major Head	nor	Nomenclature/Code of Sub-Head/Detailed Head/Object Head
1	2250- Other Social Services (Major Head) 00.797- Transfer to Reserve Funds/ Deposit Accounts (Minor Head)		01-Transfer to Senior Citizen Welfare Fund (Sub Head) 01.00.63. Inter Account Transfer

2. This issues with the approval of AS&FA(Finance) in consultation with Budget Division and Principal Accounts Office (Finance).

224
(Daleep)
Under Secretary (IF.I)
Tel No.23092490

To,

1. Chief Controller of Accounts (Finance)
2. Deputy Secretary, Budget Division, NS Section, DEA
3. PAO, DEA
4. SO, DDG, DEA
5. Office of the CGA, Monthly Accounts Section, Ministry of Finance, Deptt of Expenditure, Mahalekha Nyantrak Bhawan, E-Block, GPO Complex, INA New Delhi

F. No. 5/14/2023-IF.I
Government of India
Ministry of Finance
Department of Economic Affairs
(Integrated Finance Unit-I)

Dated 08.01.2024

Subject: Opening of New Budget Heads in the Detailed Demand for Grant of Ministry of Finance, In respect of Grant No.30- Department of Economic Affairs of for 2023-24-reg.

The undersigned is directed to convey the approval of the Competent Authority for opening of the following new New Sub-head/Detailed Head/Object Head in the Detailed Demand for Grants of Ministry of Finance, Grant No.30- Department of Economic Affairs for the year 2023-24. The placement of new Minor Head/Sub-Head/Detailed Head/Object Head under Major Head will be as follows: -

Sl No	Under Major Head/Sub-Major Head/Minor Head	Nomenclature/Code of Sub-Head/Detailed Head/Object Head
1	I Financial Institutions	to South Asia

2. This issues with the approval of AS&FA(Finance) in consultation with Budget Division and Principal Accounts Office (Finance).

24
Under Secretary (IF.I)
Tel No.23092490

To

1. Chief Controller of Accounts (Finance)
2. Deputy Secretary FB& ADB Division, DEA
3. PAO, DEA
4. SO, DDG, DEA
5. Office of the CGA, Monthly Accounts Section, Ministry of Finance, Deptt of Expenditure, Mahalekha Niyantarak Bhawan, E-Block , GPO Complex, INA New Delhi

F. No. 5/14/2023-IF.I
Government of India
Ministry of Finance
Department of Economic Affairs
(Integrated Finance Unit-I)

Dated 01.12.2023

OFFICE MEMORANDUM

Subject: Opening of New Budget Heads in the Detailed Demand for Grant of Ministry of Finance, in respect of Grant No.30- Department of Economic Affairs of for 2023-24-reg.

The undersigned is directed to convey the approval of the Competent Authority for opening of the following new New Sub-head/Detailed Head/Object Head in the Detailed Demand for Grants of Ministry of Finance, Grant No.30- Department of Economic Affairs for the year 2023-24. The placement of new Minor Head/Sub-Head/Detailed Head/Object Head under Major Head will be as follows: -

Sl No

1

2.
or

To,

1. Chief Controller of Accounts (Finance)
2. JD, FM Division, DEA
3. PAO, DEA
4. SO, DDG, DEA
5. Office of the CGA, Monthly Accounts Section, Ministry of Finance, Deptt of Expenditure, Mahalekha Niyantrak Bhawan, E-Block , GPO Complex, INA New Delhi

12.2.23
Under Secretary (IF.I)
Tel No.23092490

CONDENSED ACCOUNT
GRANT No. 30 - DEPARTMENT OF ECONOMIC AFFAIRS

		Total grant		Saving- Excess +
)
	6438,46,00	13347,55,00	13006,86,27	-340,68,73
Amount surrendered during the year				329,52,65
Capital :				
Voted -				
Original	8227,45,00			
		15067,48,00	14559,76,53	-507,71,47
Supplementary	6840,03,00			
Amount surrendered during the year				993,00,65

Notes and comments

1. In the revenue section of the grant, the overall savings (₹340,68.73 lakhs) is less than the supplementary grants of ₹643846.00 lakhs obtained in December, 2023 and February, 2024 and constituted 2.55 percent of the total sanctioned provision.

Savings/excess occurred under the following major heads:-

		Total grant	Actual expenditure	Saving- Excess +
(In lakhs of rupees)				
Head				
Major Head "2052"				
Secretariat-General Services				
O.	23277.	24911.66	24108.59	-803.07
S.	4255.			
R.	-2620.			
Major Head "2047"				
Other Fiscal Services				
O	1010.00	709.80	627.25	-82.55
R.	-300.20			

Major Head "2070"
Other Administrative Services

1629.18	1569.35	-59.83
---------	---------	--------

3.21

O	74576.00			
S.	15203.00	89721.82	89718.47	-3.35
R.	-57.18			

Major Head "3475"
Other General Economic Services

335916.00			
14053.00	421550.57	421388.83	-161.74
71581.57			

S.	107732.00		244732.13
R.	1069.13		

(I) Prov of ₹1 0 lakhs d wholly unutilized under seventeen heads; of these
₹102053.00 acco r under wing heads: -

(A) r r He '2075" "Transfer of Reserve Fu unts" - Guar
Redem F ₹100 .00 lakhs -due to utilisation in the of External A
for Guarantee Redemption Fund.

(B) Under Major Head "3475" - "International Co-operation"-Contribution to commonwealth for Technical Cooperation - ₹2053.00 lakh - due to non-contribution towards CFTC as per direction of Ministry of External Affairs.

(II) Under Major Head "2052 - "Secretariat"

(A) Department of Economic Affairs" - the original provision of ₹18013.00 lakhs was d to ₹22221.00 lakhs by obtaining supplementary grant of ₹4208.00lakhs which, however, unutilised to the extent of ₹2372.73 la s - due to late joining of ASOs, receipt of less claims and inadvertant provisioning of funds.

(B) G-20 India Presidency 2022" - saving of ₹548.55 lakhs (against the sanction provision of ₹4600.00) was due to actual expenditure on G20 meetings turned out to be lower than estimated, as G-20 India Presidency was held for the first time; budget was kept at higher side to avoid unforeseen circumstances.

(III) Under Major Head "2070" - "Other Administrative Services"

(IV) Under Major Head "2416" - "International Co-operation" - Contribution to International Fund for Agricultural Development (IFAD) - saving of ₹1487.55 lakhs (against sanction provision of ₹13920.00 lakhs) was due to exchange rate variation between USD and INR.

(V) Under Major Head "3475" - "Other General Economic Services" saving occurs under following Minor Heads

(A). "Financial support for Infrastructure Development"

(a). Assistance for Infrastructure Development - Viability Gap Funding- saving of ₹20390.00 lakhs (against sanction provision of ₹61390.00 lakhs) was due to non-receipt of demand from project sponsoring authorities scheme being demand driven.

(b) India Infrastructure Project Development Fund (IIPDF)- saving of ₹2409.32 lakhs (against sanction provision of ₹2500.00 lakhs) was due to non-receipt of demand request for release of funds from project sponsoring authorities.

(B). "Other Expenditure"

(a) Training of Indian Economic Service Officer- saving of ₹609.91 lakhs (against sanction provision of ₹1235.00 lakhs) was due to late joining of 18 IES(P) of 2024 batch in IES Cadre and restriction on foreign training of IES officers by DoPT.

(b) Grants-in-aid-General- the original provision was ₹19237.00 lakhs augmented to ₹20048.00 lakhs by obtaining supplementary grant of ₹811.00 lakhs which however remained unutilised to extent of ₹-12746.45 lakhs - due to availability of unspent balances of previous year with the implementing agencies and requirement of less funds towards FINTECH Incentive Scheme and Suptech Project under International Financial Services Centres Authority (IFSCA).

(VI) Under two heads saving of ₹740.85 lakhs occurred constituting 87 and 27 percent of the sanctioned provision.

2(I). The above savings were partly (₹110845.00 lakhs) utilised for augmenting the provision by re-appropriation as already reported to the parliament while obtaining supplementary grants of ₹10385.00 lakhs under the following major heads:

(A) Major Head "3475" - "Transfer to Reserve Funds/Deposit Accounts" - Gold Reserve Fund - excess of ₹109693.00 lakhs. Actual excess, however, was ₹109693.00 lakhs.

(B) Major Head "3605" - "Cooperation with other Countries" - Interest Equalization Support for Lines of Credit under Indian Development and Economic Assistance Scheme (IDEAS) - excess of ₹1152.00 lakhs. Actual excess, however, was ₹1151.99 lakhs.

(II) Under one head excess of ₹315.65 lakhs occurred constituting 8 percent of the sanctioned provision.

3. In the capital section of the grant, the amount surrendered (₹99300.65 lakhs) exceeded the overall savings of ₹50771.47 lakhs.

Savings/excess occurred under the following major heads:-

[illegible]

Major Head "7610"

Loans to Government Servants etc

(I)	22500.00			
S.	1.00	19809.24	17715.98	-2093.26
R	-2691.76			

(I) Provision of ₹100097.00 lakhs remained wholly unutilized under eleven heads; of these ₹100000.00 lakhs accounted for under the Major Head "5465" - "Investments in Public Sector and Other Undertakings, Banks, etc"- Capital Infusion into NIIIF Infrastructure Debt Financing Platform"- ₹100000.00 lakhs - due to Fund raise process by NIIIF postponed to next financial year.

(II) Under Major Head "4046" - "Purchase of Coins from Security Printing & Minting Corporation of India Limited" - Coins - saving of ₹118005.04 lakhs (against the sanctioned provision of ₹151800.00 lakhs) was due to non-finalisation of fair selling price (FSP) of coins and decrease in indent of coin.

(III) Under Major Head "5466" - "Investments in International Finance Corporation" - Payment to International Corporation towards General Capital Increase(GCI) - the original provision of ₹36460.00 lakhs was augmented to ₹37849.00 lakhs by obtaining supplementary grant of ₹1389.00 lakhs which however, remained unutilised to the extent of ₹1016.27 lakhs - due to exchange rate variation.

(IV) Under Major Head "7610" - savings occurred under the following heads:-

(A) "House Building Advances- Ministries & Union Territory Administrations" - saving of ₹4251.65 lakhs (against the sanctioned provision of ₹17500.00 lakhs); and

(B) "Advances for purchase of Computers - Advances for purchase of Computers and other peripherals etc." - the original provision of ₹4976.00 lakhs was augmented to ₹4977.00 lakhs by obtaining supplementary grant of ₹1.00 lakhs which however saving of ₹509.37 lakhs due to receipt of less applications for purchase of computers.

4(I). Savings were also offset by excess under Major Head "4046"- "Purchase of Gold" - Gold Monetization Scheme 2015 - the original provision of ₹100000.00 lakhs was augmented to ₹133810.00 lakhs by obtaining supplementary of ₹38810.00 lakhs excess of ₹50868.84 lakhs was due to higher gold mobilization and increase in value of the gold.

(II) The savings were partly (₹122824.00lakhs) utilised for augmenting the provision by re-appropriation as already reported to the Parliament while obtaining supplementary grant of ₹50987.00 lakh under Major Head "5465" - "Investments in Public Sector and Other Undertakings, Banks, etc. under following sub heads

(A) Investment into National Investment and Infrastructure Fund - ₹35111.00 lakhs. However, actual excess was ₹35024.72 lakhs was due to completion of key transactions for Master Fund.

(B) Special Window for Affordable and Middle-Income Housing - ₹87713.00 lakhs. However, actual excess was ₹87712.48 lakhs was due to increased Government of India holding.

5. Under one head saving of ₹339.80lakhs occurred constituting 12 percent of the sanctioned provision.

6. **Nirbhaya Fund: -**

The 'Nirbhaya Fund' was established during 2013-14 to be used to fund those enduring measures/interventions which substantially enhance the safety and security of women and are sustainable and effective over a long period of time. The purpose of the fund is to finance various initiatives taken by different Ministries/Departments of the Government towards empowering girl children and women ensuring their safety and security. Funds will be transferred as per budget provisions from the Revenue Expenditure head from the Consolidated Fund of India. The budgetary allocations for 'transfer of the Nirbhaya Fund' will be made from the respective Demands for Grants where expenditure allocations are made.

The Account of the Fund for 2023-24 was as follows:-

(In thousands of rupees)

Opening Balance	25,54,21,45
Receipts	6,05,27,00
Payments	4,24,21,54
Closing Balance	27,35,26,91

7. **National Clean Energy Fund: -**

The 'National Clean Energy Fund' was established to finance various new projects relating to researches in Clean Energy etc. In order to meet the objectives of 'National Clean Energy Fund' a levy called Energy Cess on coal produced in India was proposed. This was notified in Gazette Notification No. 06-2010 – Clean Energy Cess dt. 22.06.2010. The proposed levy of Clean Energy Cess is to be collected in the form of Tax Revenue and the funds so generated will be transferred to Reserve Fund. The provision for expenditure on identified schemes/new projects will be made in Demand for Grants of different Ministries/Departments under the functional Major Heads. The recoveries from the National Clean Energy Fund will also be made under the same functional expenditure head so the expenditure on the schemes and recovery from National Clean Energy Fund get matched.

The Account of the Fund for 2023-24 was as follows:

(In thousands of rupees)

Payments
Closing Balance

8. **Guarantee Redemption Fund: -**

The fund was constituted for redemption of Guarantees given by the Union Government to Central Public Sector Undertakings, Financial Institutions etc., whenever such guarantees are invoked. The fund is fed by annual allocation to be made by Ministry of Finance. When the Guarantees are invoked, such expenditure may be shown under the concerned loan head of respective grant and recovery from the fund will also be accounted for under the loan head as deduct entry.

The Account of the Fund for 2023-24 was as follows:

(In thousands of rupees)

	86,21,79,00
Receipts	90,13,72,00
	81,92,82,04
Closing Balance	94,42,68,96

14.
ns
or
on
re

21

1	Ministry of Agriculture and Farmers Welfare, of and Farmers Welfare	80%
	Ministry of Jal Shakti, Department of Water River Development and Regulation	10%
	Ministry of Rural Development, Department of Land Resources	
4.	Ministry of Food Process	

The Account of the Fund for 2023-24 was as follows

(In thousands of rupees)

Opening Balance	0
Receipts	11,99,69,39,02
Payments	9,89,69,39,02
Closing Balance	2,10,00,00,00

Chief Controller of Accounts
Ministry of Finance

Gr.30- Department of Econo
Affairs for

	Original provision	Re-appropriation (R) (Col.1)			Saving > 5 crore	
1	00 090.53	0	-1000	0	1000	-1000
2	2047 00 103.02	0	0	100	100	
3	2047 00 104.03	0	0	100	100	-100
4	2047 00 104.04	0	0	100	100	
5	2047 00 104.05	0	0	100	100	
6	2047 00 798.01	0	0	0	2800	
7	2047 00 800.01	0	0	100	100	
	2075 00 797.01	0	-10000000	0	10000000	-10000000
9	3468 00 108.03	0	0	100	100	-100
10	3468 00 108.10	0	0	100	100	-100
11	3468 00 108.12	0	0	100	100	-100
12	3475 00 798.02	-205300	0	0	205300	-205300
	3475 00 798.07	0	0	0	2300	-2300
14	3475 00 800.11	0	0	100	100	-100
	3605 00 790.02	0	0	100	100	-100
16	3605 00 790.03	0	0	100	100	-100
	3605 00 790.06	0	-100	100	200	-200

Independent savings (Saving m

[illegible]

Omnibus savings (Saving between 2.5 & 5 crore)

S. No.	Head of Account	Original provision (O) (S)		Total/Net provision	Expenditure (Col.4)	Difference (Col.4)	Key Condense Account	Difference (Col.1 - Col.4)	Reported	Percentage
		Original provision (O)	Supplementary (S)							
2	2062.00.090.43	54800			7352	-2648	54800	-47448	87	
2	3475.00.115.03	100000			73363		100000		27	
			0		-71192	83608	80715	-2893		
S. No.	Head of Account	Original provision (O) (S)		Total/Net provision	Expenditure (Col.4)	Difference (Col.4)	Key Condense Account	Difference (Col.1 - Col.4)	Reported	Percentage
		Original provision (O)	Supplementary (S)							
2	3475.00.117.01	250000			436565	25065	405000	31565	R	
2	3475.00.797.03	24558500			35528000	35528000	24558700	1096300	R	
3					23499999		23394800	115199	R	
			10540000	11091000	59464564	25064				
S. No.	Head of Account	Original provision (O) (S)		Total/Net provision	Expenditure (Col.4)	Difference (Col.4)	Key Condense Account	Difference (Col.1 - Col.4)	Reported	Percentage
		Original provision (O)	Supplementary (S)							
	3475.00.117.01	250000			436565	25065	405000	31565	8	
	Total		155000	6500	411500	436565	25065			

Saving more than 2.50 crore but less than 5 crore

S. No.	Head of Account	Original provision (O)	Supplementary (S)	Re-appropriation (R) (Col.1)	Total/Net provision	Expenditure	Difference (Col.4)	Key Condense Account	Difference (Col.1 - Col.4)	Percentage
1	NIL				0		0	0	0	

Excess more than 5 crore

S. No.	Head of Account	Original provision (O)	Supplementary (S)	Re-appropriation (R) (Col.1)	Total/Net provision	Expenditure	Difference (Col.4)	Key Condense Account	Difference (Col.1 + Col.4)	
1	4048.00 206.06	10000000	3881000	0	13881000	18967884	5068884	13881000	5068884	
2	5465.01 190.46	18979900	5098600	3511100	28569600	28590972	-9628	25078500	3502472	
3	5485.01 190.50	10000000	100	8771300	18771400	18771348	-52	10000100	8771248	
Total		39979900	8979700	12282400	61242000	66320204	5078204	48959600	17360604	

Ombibus Excess

S. No.	Head of Account	Original provision (O)	Supplementary (S)	Re-appropriation (R) (Col.1)	Total/Net provision	Expenditure	Difference (Col.4)	O+S	Difference (Col.1 - Col.4)	Percentage
1	7465.00 101.05	280700	0	34000	314700	314680	-20	280700	33980	
Total		280700	0	34000	314700	314680	-20	280700	33980	

Chief
Mini
of Accounts
of Finance

Fund Statement

1. Nirbhaya Fund: -

The 'Nirbhaya Fund' was established during 2013-14 to be used to fund those enduring measures/interventions which substantially enhance the safety and security of women and are sustainable and effective over a long period of time. The purpose of the fund is to finance various initiatives taken by different Ministries/Departments of the government towards empowering girl children and women ensuring their safety and security. Funds will be transferred as per budget provisions from the Revenue Expenditure head from the consolidated Fund of India. The budgetary allocations for 'transfer of the Nirbhaya Fund' will be made from the respective Demands for Grants where expenditure allocations are made.

The Accounts of the Fund for 2023-24 were as follows:

	(In thousands of rupees)
Opening Balance	25,54,21,45
Receipts	6,05,27,00
Payments	4,24,21,54
Closing Balance	27,35,26,91

2. National Clean Energy Fund: -

The 'National Clean Energy Fund' was established to finance various new projects relating to researches in Clean Energy etc. In order to meet the objectives of 'National Clean Energy Fund' a levy called Energy Cess on coal produced in India was proposed. This was notified in Gazette Notification No. 06-2010 – Clean Energy Cess dt. 22.06.2010. The proposed levy of Clean Energy Cess is to be collected in the form of Tax Revenue and the funds so generated will be transferred to Reserve Fund. The provision for expenditure on identified schemes/new projects will be made in Demand for Grants of different Ministries/Departments under the functional Major Heads. The recoveries from the National Clean Energy Fund will also be made under the same functional expenditure head so the expenditure on the schemes and recovery from National Clean Energy Fund get matched.

The Accounts of the Fund for 2023-24 were as follows

(In thousands of rupees)

Opening Balance	NIL
Receipts	NIL
Payments	NIL
Closing Balance	NIL

3. Guarantee Redemption Fund: -

The fund was constituted for redemption of Guarantees given by the Union Government to Central Public Sector Undertakings, Financial Institutions etc., whenever such guarantees are invoked. The fund is fed by annual allocation to be made by Ministry of Finance. When the Guarantees are invoked, such expenditure may be shown under the concerned loan head of respective grant and recovery from the fund will also be accounted for under the loan head as deduct entry.

The Accounts of the Fund for 2023-24 were as follows:

(In thousands of rupees)

Opening Balance	86,21,79,00
Receipts	90,13,72,00
Payments	81,92,82,04
Closing Balance	94,42,68,96

4. Agriculture Infrastructure and Development Fund:-

The Section 124(1) of the Finance Act, 2021 provides for levy and collection of a duty of Customs to be called Agriculture Infrastructure and Development Cess on the goods imported into India for the purposes of financing the agriculture and other development expenditure. Similarly, Section 125(1) of the Act ibid provides for levy collection of additional duty of excise called Agriculture Infrastructure and Development Cess on the goods manufactured or produced for the same purpose.

Department of Expenditure has vide its OM No. 00(07)/PFC-1/2020 dated 17.11.2021 prescribed distribution of receipt from AIDC in the following manner:

Sl. No.	Name of the Ministry/Department	Allocation percentage
1	Ministry of Agriculture and Farmers Welfare, of and Farmers Welfare	80%
2	Ministry of Jal Shakti, Department of Water Resources, River Development G	10%
3	Ministry of Rural Development, Department of Land Resources	5%
4	Ministry of Food Processing Industries.	5%

The Account of the Fund for 2023-24 was as follows:

	(In thousands of rupees)
Opening Balance	0
Receipts	11,99,69,39,02
Payments	9,89,69,39,02
Closing Balance	2,10,00,00,00

Chief Con Accounts
of Finance

APPROPRIATION COUNTS 2023-24
Grant No. Department of Economic Affairs

Certificates: -

1. Cases which attracts the provisions of "New Service/New instrument of Service" in terms of Ministry of Finance, Department of Economic Affairs (Budget Division) O.M. No.F.1 (23)-B(AC)/2005 dated 25.5.2006 are enclosed.
2. All re-appropriations having the effect of increasing the Budget provision by Rs. 5.00 Crore or more under a sub-head has been made only with the prior approval of Secretary (Expenditure).
3. All savings /excess included in the Appropriation Accounts are covered by valid re-appropriation/surrender orders issued by Competent Authority under delegated power and no re-appropriation are made subsequently to cover the actual expenditure.
4. All the expenditure incurred during 2023-24 relevant to the Grant No.30 Department of Economic Affairs has been included in the Appropriation Accounts for that year and no amount pertaining to it has been left unadjusted under any suspense head for want of paid vouchers etc.
5. "Certified that the earmarked funds included in the Union Government Appropriation Account(Civil) for the year 2023-24 are eligible for inclusion and have the prior concurrence of the C & AG of India".
6. Certified that Budget Section of the Ministry has been intimated for preparation of Explanatory Notes for Savings of Rs. 340,68,73 (ths)in Revenue Voted portion and Rs. 507,71,47 (ths)in Capital voted portion of the Grant.
7. It is confirmed that Stage II has been got vetted from the Grant controlling authority.

Chief Co
Ministry of Finance

REPORT ON THE
(i) Statement summarizing details of Total Funds released during the Year 2003-04 as
Grants-in-aid and Funds allocated for creation of Capital Assets
Department of Karnataka A.M.U.

Name/Categories of the Grants	Total funds released as Grants-in-aid	Amount of Funds allocated for creation of capital assets out of total funds released under Column 2	
		1	2
Head of Accounts			
State Government			
Other Government			
Private Local Bodies			
Partnership Firms			
Joint Ventures			
Public Sector Undertakings			
Non-Governmental Organizations (NGOs)			
Autonomous Bodies			
Co-operative Societies and Co-operatives			
Institutions			
Statutory Bodies and Development Authority			
IN 04000100000000	6,000.00		
SO 04000100000000	41,000.00		
Other	1,000.00		
IN 04000100000000	1,000.00		1,000.00
IN 04000100000000	3,000.00		
TOTAL	10,000.00		1,000.00

Chief Secretary

1998, 1999, 2000, 2001, 2002, 2003, 2004, 2005, 2006, 2007, 2008, 2009, 2010, 2011, 2012, 2013, 2014, 2015, 2016, 2017, 2018, 2019, 2020, 2021, 2022, 2023, 2024, 2025, 2026, 2027, 2028, 2029, 2030, 2031, 2032, 2033, 2034, 2035, 2036, 2037, 2038, 2039, 2040, 2041, 2042, 2043, 2044, 2045, 2046, 2047, 2048, 2049, 2050, 2051, 2052, 2053, 2054, 2055, 2056, 2057, 2058, 2059, 2060, 2061, 2062, 2063, 2064, 2065, 2066, 2067, 2068, 2069, 2070, 2071, 2072, 2073, 2074, 2075, 2076, 2077, 2078, 2079, 2080, 2081, 2082, 2083, 2084, 2085, 2086, 2087, 2088, 2089, 2090, 2091, 2092, 2093, 2094, 2095, 2096, 2097, 2098, 2099, 2100, 2101, 2102, 2103, 2104, 2105, 2106, 2107, 2108, 2109, 2110, 2111, 2112, 2113, 2114, 2115, 2116, 2117, 2118, 2119, 2120, 2121, 2122, 2123, 2124, 2125, 2126, 2127, 2128, 2129, 2130, 2131, 2132, 2133, 2134, 2135, 2136, 2137, 2138, 2139, 2140, 2141, 2142, 2143, 2144, 2145, 2146, 2147, 2148, 2149, 2150, 2151, 2152, 2153, 2154, 2155, 2156, 2157, 2158, 2159, 2160, 2161, 2162, 2163, 2164, 2165, 2166, 2167, 2168, 2169, 2170, 2171, 2172, 2173, 2174, 2175, 2176, 2177, 2178, 2179, 2180, 2181, 2182, 2183, 2184, 2185, 2186, 2187, 2188, 2189, 2190, 2191, 2192, 2193, 2194, 2195, 2196, 2197, 2198, 2199, 2200, 2201, 2202, 2203, 2204, 2205, 2206, 2207, 2208, 2209, 2210, 2211, 2212, 2213, 2214, 2215, 2216, 2217, 2218, 2219, 2220, 2221, 2222, 2223, 2224, 2225, 2226, 2227, 2228, 2229, 2230, 2231, 2232, 2233, 2234, 2235, 2236, 2237, 2238, 2239, 2240, 2241, 2242, 2243, 2244, 2245, 2246, 2247, 2248, 2249, 2250, 2251, 2252, 2253, 2254, 2255, 2256, 2257, 2258, 2259, 2260, 2261, 2262, 2263, 2264, 2265, 2266, 2267, 2268, 2269, 2270, 2271, 2272, 2273, 2274, 2275, 2276, 2277, 2278, 2279, 2280, 2281, 2282, 2283, 2284, 2285, 2286, 2287, 2288, 2289, 2290, 2291, 2292, 2293, 2294, 2295, 2296, 2297, 2298, 2299, 2300, 2301, 2302, 2303, 2304, 2305, 2306, 2307, 2308, 2309, 2310, 2311, 2312, 2313, 2314, 2315, 2316, 2317, 2318, 2319, 2320, 2321, 2322, 2323, 2324, 2325, 2326, 2327, 2328, 2329, 2330, 2331, 2332, 2333, 2334, 2335, 2336, 2337, 2338, 2339, 2340, 2341, 2342, 2343, 2344, 2345, 2346, 2347, 2348, 2349, 2350, 2351, 2352, 2353, 2354, 2355, 2356, 2357, 2358, 2359, 2360, 2361, 2362, 2363, 2364, 2365, 2366, 2367, 2368, 2369, 2370, 2371, 2372, 2373, 2374, 2375, 2376, 2377, 2378, 2379, 2380, 2381, 2382, 2383, 2384, 2385, 2386, 2387, 2388, 2389, 2390, 2391, 2392, 2393, 2394, 2395, 2396, 2397, 2398, 2399, 2400, 2401, 2402, 2403, 2404, 2405, 2406, 2407, 2408, 2409, 2410, 2411, 2412, 2413, 2414, 2415, 2416, 2417, 2418, 2419, 2420, 2421, 2422, 2423, 2424, 2425, 2426, 2427, 2428, 2429, 2430, 2431, 2432, 2433, 2434, 2435, 2436, 2437, 2438, 2439, 2440, 2441, 2442, 2443, 2444, 2445, 2446, 2447, 2448, 2449, 2450, 2451, 2452, 2453, 2454, 2455, 2456, 2457, 2458, 2459, 2460, 2461, 2462, 2463, 2464, 2465, 2466, 2467, 2468, 2469, 2470, 2471, 2472, 2473, 2474, 2475, 2476, 2477, 2478, 2479, 2480, 2481, 2482, 2483, 2484, 2485, 2486, 2487, 2488, 2489, 2490, 2491, 2492, 2493, 2494, 2495, 2496, 2497, 2498, 2499, 2500, 2501, 2502, 2503, 2504, 2505, 2506, 2507, 2508, 2509, 2510, 2511, 2512, 2513, 2514, 2515, 2516, 2517, 2518, 2519, 2520, 2521, 2522, 2523, 2524, 2525, 2526, 2527, 2528, 2529, 2530, 2531, 2532, 2533, 2534, 2535, 2536, 2537, 2538, 2539, 2540, 2541, 2542, 2543, 2544, 2545, 2546, 2547, 2548, 2549, 2550, 2551, 2552, 2553, 2554, 2555, 2556, 2557, 2558, 2559, 2560, 2561, 2562, 2563, 2564, 2565, 2566, 2567, 2568, 2569, 2570, 2571, 2572, 2573, 2574, 2575, 2576, 2577, 2578, 2579, 2580, 2581, 2582, 2583, 2584, 2585, 2586, 2587, 2588, 2589, 2590, 2591, 2592, 2593, 2594, 2595, 2596, 2597, 2598, 2599, 2600, 2601, 2602, 2603, 2604, 2605, 2606, 2607, 2608, 2609, 2610, 2611, 2612, 2613, 2614, 2615, 2616, 2617, 2618, 2619, 2620, 2621, 2622, 2623, 2624, 2625, 2626, 2627, 2628, 2629, 2630, 2631, 2632, 2633, 2634, 2635, 2636, 2637, 2638, 2639, 2640, 2641, 2642, 2643, 2644, 2645, 2646, 2647, 2648, 2649, 2650, 2651, 2652, 2653, 2654, 2655, 2656, 2657, 2658, 2659, 2660, 2661, 2662, 2663, 2664, 2665, 2666, 2667, 2668, 2669, 2670, 2671, 2672, 2673, 2674, 2675, 2676, 2677, 2678, 2679, 26

Account:

Ministry of Finance

Department of Economic Affairs

Page 11

Name/Category of the Organization	Commercial Shipping to Port CHM/CP	Other Port	As per Bureau of Statistics Report	As per E- Table System	As per PHIS System
State Government		21			
	State Government	25			
UT Governments		20			
		22			
Urban Local Bodies		25			
	Local Bodies	26			
Residential and Institutional		27			
		28			
Public Sector Enterprises	State Govt. PSU and Central Govt. PSU	29			
Non-Governmental Organizations (NGOs)	Registered Societies (NGOs)	30			
		31			
Autonomous Bodies	Registered Societies (Govt. Autonomous Bodies)	32			
		33			
Cooperative Societies and Cooperative Institutions	Types	34			
		35			
Company Bodies and Development Authorities	Company Body	36			
		37			
Others	Others	38	7,467.03	7,467.03	7,467.03
		39	42,800.00	42,800.00	42,800.00
		40	3,594.02	3,594.02	3,594.02
	Total	41	54,861.05	54,861.05	54,861.05

Chief
Secretary

of Economic
Affairs

CHECK LIST FOR SUBMISSION OF MATERIAL AS PER IGAS-3

1. Action Taken Note in respect of Advance Balances is enclosed. NIL.
2. Details of balances adopted/dropped on Profisima basis are enclosed. NIL.
3. Reasons for income transactions have been furnished. Reasons provided
4. State/UT wise breakup of figures under 7601/7602 has been furnished. NIL
5. The prescribed certificate of correctness of account has been furnished. Certificate Furnished
6. It may be ensured that the information of loans and advances made by the Union Government as furnished to this office must reconcile with the statement no. 3 & 15 and in the SCT.
Reconciliation Ensured

Ministry of Finance

INDIAN GOVERNMENT ACCOUNTING STANDARD: 30

STATEMENT NO. 3 - Statement of Loans and Advances made by the Union Government

2023-24

Section: I Summary of Loans and Advances : Laissez group who

Particulars	Opening Balance as on 01/04/2023		Debit during the year		With off-Setting of Governmental loans and advances		Balance at the end of the year
	1	2	3	4	5	6	
State Government			48846.25		0.00		48846.25
Central Government			-104457.00				-104457.00
Local Government			-130008.00				-130008.00
Others				8982.00			8982.00
Total				8982.00			8982.00

At the end of the year, the balance of the Governmental loans and advances is Rs. 8982.00. This balance is shown in the Statement of Loans and Advances made by the Union Government for the year 2023-24.

1. The balance of the Governmental loans and advances at the end of the year is Rs. 8982.00. This balance is shown in the Statement of Loans and Advances made by the Union Government for the year 2023-24.
2. The balance of the Governmental loans and advances at the end of the year is Rs. 8982.00. This balance is shown in the Statement of Loans and Advances made by the Union Government for the year 2023-24.
3. The balance of the Governmental loans and advances at the end of the year is Rs. 8982.00. This balance is shown in the Statement of Loans and Advances made by the Union Government for the year 2023-24.
4. The balance of the Governmental loans and advances at the end of the year is Rs. 8982.00. This balance is shown in the Statement of Loans and Advances made by the Union Government for the year 2023-24.

Signature and Name of the Officer
 Date: _____
 Place: _____

Definition 1: Formulation of Loans and Advances - Reserve-Free

For books of company									
		Operating Expenses		With-allowance of		Gooding Expenses for		Net Savings	
		as on 31 April 2022	as on 31 April 2023	as on 31 April 2022	as on 31 April 2023	as on 31 April 2022	as on 31 April 2023	as on 31 April 2022	as on 31 April 2023
Operating Expenses	1521								
Gooding Expenses	1521								
Net Savings									
Operating Expenses	1521								
Gooding Expenses	1521								
Net Savings									
Operating Expenses	1521								
Gooding Expenses	1521								
Net Savings									
Operating Expenses	1521								
Gooding Expenses	1521								
Net Savings									
Operating Expenses	1521								
Gooding Expenses	1521								
Net Savings									
Operating Expenses	1521								
Gooding Expenses	1521								
Net Savings									
Operating Expenses	1521								
Gooding Expenses	1521								
Net Savings									
Operating Expenses	1521								
Gooding Expenses	1521								
Net Savings									
Operating Expenses	1521								
Gooding Expenses	1521								
Net Savings									
Operating Expenses	1521								
Gooding Expenses	1521								
Net Savings									
Operating Expenses	1521								
Gooding Expenses	1521								
Net Savings									
Operating Expenses	1521								
Gooding Expenses	1521								
Net Savings									
Operating Expenses	1521								
Gooding Expenses	1521								
Net Savings									
Operating Expenses	1521								
Gooding Expenses	1521								
Net Savings									
Operating Expenses	1521								
Gooding Expenses	1521								
Net Savings									
Operating Expenses	1521								
Gooding Expenses	1521								
Net Savings									
Operating Expenses	1521								
Gooding Expenses	1521								
Net Savings									
Operating Expenses	1521								
Gooding Expenses	1521								
Net Savings									
Operating Expenses	1521								
Gooding Expenses	1521								
Net Savings									
Operating Expenses	1521								
Gooding Expenses	1521								
Net Savings									
Operating Expenses	1521								
Gooding Expenses	1521								
Net Savings									
Operating Expenses	1521								
Gooding Expenses	1521								
Net Savings									
Operating Expenses	1521								
Gooding Expenses	1521								
Net Savings									
Operating Expenses	1521								
Gooding Expenses	1521								
Net Savings									
Operating Expenses	1521								
Gooding Expenses	1521								
Net Savings									
Operating Expenses	1521								
Gooding Expenses	1521								
Net Savings									
Operating Expenses	1521								
Gooding Expenses	1521								
Net Savings									
Operating Expenses	1521								
Gooding Expenses	1521								
Net Savings									
Operating Expenses	1521								
Gooding Expenses	1521								
Net Savings									
Operating Expenses	1521								
Gooding Expenses	1521								
Net Savings									
Operating Expenses	1521								
Gooding Expenses	1521								
Net Savings									
Operating Expenses	1521								
Gooding Expenses	1521								
Net Savings									
Operating Expenses	1521								
Gooding Expenses	1521								
Net Savings									
Operating Expenses	1521								
Gooding Expenses	1521								
Net Savings									
Operating Expenses	1521								
Gooding Expenses	1521								
Net Savings									
Operating Expenses	1521								
Gooding Expenses	1521								
Net Savings									
Operating Expenses	1521								
Gooding Expenses	1521								
Net Savings									
Operating Expenses	1521								
Gooding Expenses	1521								
Net Savings									
Operating Expenses	1521								
Gooding Expenses	1521								
Net Savings									
Operating Expenses	1521								
Gooding Expenses	1521								
Net Savings									
Operating Expenses	1521								
Gooding Expenses	1521								
Net Savings									
Operating Expenses	1521								
Gooding Expenses	1521								
Net Savings									
Operating Expenses	1521								
Gooding Expenses	1521								
Net Savings									
Operating Expenses	1521								
Gooding Expenses	1521								
Net Savings									
Operating Expenses	1521								
Gooding Expenses	1521								
Net Savings									
Operating Expenses	1521								
Gooding Expenses	1521								
Net Savings									
Operating Expenses	1521								
Gooding Expenses	1521								
Net Savings									
Operating Expenses	1521								
Gooding Expenses	1521								
Net Savings									
Operating Expenses	1521								
Gooding Expenses	1521								
Net Savings									
Operating Expenses	1521								
Gooding Expenses	1521								
Net Savings									
Operating Expenses	1521								
Gooding Expenses	1521								
Net Savings									
Operating Expenses	1521								
Gooding Expenses	1521								
Net Savings									
Operating Expenses	1521								
Gooding Expenses	1521								
Net Savings									
Operating Expenses	1521								
Gooding Expenses	1521								
Net Savings									
Operating Expenses	1521								
Gooding Expenses	1521								
Net Savings									
Operating Expenses	1521								
Gooding Expenses	1521								
Net Savings									
Operating Expenses	1521								
Gooding Expenses	1521								
Net Savings									
Operating Expenses	1521								
Gooding Expenses	1521								
Net Savings									
Operating Expenses	1521								
Gooding Expenses	1521								
Net Savings									
Operating Expenses	1521								
Gooding Expenses	1521								
Net Savings									
Operating Expenses	1521								
Gooding Expenses	1521								
Net Savings									
Operating Expenses	1521								
Gooding Expenses	1521								
Net Savings									
Operating Expenses	1521								
Gooding Expenses	1521								
Net Savings									
Operating Expenses	1521								
Gooding Expenses	1521								
Net Savings									
Operating Expenses	1521								
Gooding Expenses	1521								
Net Savings									
Operating Expenses	1521								
Gooding Expenses	1521								
Net Savings									
Operating Expenses	1521								
Gooding Expenses	1521								
Net Savings									
Operating Expenses	1521								
Gooding Expenses	1521								
Net Savings									
Operating Expenses	1521								
Gooding Expenses	1521								
Net Savings									
Operating Expenses	1521								
Gooding Expenses	1521								
Net Savings									
Operating Expenses	1521								
Gooding Expenses	1521								
Net Savings									
Operating Expenses	1521								
Gooding Expenses	1521								
Net Savings									
Operating Expenses	1521								
Gooding Expenses	1521								
Net Savings									
Operating Expenses	1521								
Gooding Expenses	1521								
Net Savings									
Operating Expenses	1521								
Gooding Expenses	1521								
Net Savings									
Operating Expenses	1521								
Gooding Expenses	1521								
Net Savings									
Operating Expenses	1521								
Gooding Expenses	1521								
Net Savings									
Operating Expenses	1521								
Gooding Expenses	1521								
Net Savings									
Operating Expenses	1521								
Gooding Expenses	1521								
Net Savings									
Operating Expenses	1521								
Gooding Expenses	1521								
Net Savings									
Operating Expenses									

[illegible]

STATEMENT NO. 15 - Detailed Statement of Issues And Advances made by the Indian Government
Section I Major and Minor Headings details of Issues and Advances (2023-24)

[illegible]

Repayment Head of Account Head 1 & 2	2	3	4	5	6	7	8	9
Opening Balance as of 01 April 2021	Disbursement during the year	Repayment during the year	Write-off/Reversing at the end of the year	Closing Balance as of 31 March 2021 ((2+3-4-5+6))				
19- LOANS TO PUBLIC SECTOR AND OTHER UNDERTAKING	1.89	0.00	0.00	0.00	1.89	4.00		
246- LOANS TO INTERNATIONAL FINANCIAL INSTITUTIONS								
191- LOANS TO AFRICAN DEVELOPMENT FUND	14633.71	0.00	0.00		14633.71	8.00	18.69	
800- OTHER LOANS	0.00	0.00	0.00		0.00			
TOTAL 86458 HEAD 7655*								
81- LOANS TO GOVT OF CHAD	71.8	0.00	11.00	0.00	60.8	14.32		
89- BELLAHA	6427.63	0.00		0.00	6427.63	0.00		
187- ADVANCE TO FOREIGN GOVERNMENT TO PROSECUTE CRIME	29946.40	0.00	0.00	0.00	29946.40	0.00		
188- LOAN TO AFRICAN DEVELOPMENT FUND	6591.94	0.00	0.00	0.00	6591.94	0.00	0.00	
281- Loans Building Advances for Economic	31.56	0.00		0.00	31.56			
	0.00	0.00	1.00	0.00		0.00	0.00	
	7.60	0.00		0.00	7.60	0.00	0.00	
281- Advances for Purchase of equipment	-2.39	0.00	0.00	0.00	-20.31	0.00	0.00	
281- Other Advances	17.66			0.00				
	-43716.31	0.00		0.00				

Administrative Information

Fresh Loans and Advances made during the year 2022-23

Loan Party	Number of Loans	Total amount of Loans	Terms and conditions	
			Rate of Interest	Rate of
1		2	4	5
UVA	1	2556.00	7%	7 Year
KRW	1		0.92%	40 Year
	1		7%	10 Year
Other				
Comp. Adv.	3	20L 20L	8.10%	
TOTAL	6			

5. **Fixed Assets and Liabilities** include during this year to the balance sheet from which repayments of earlier loans are

in arrears:

Particulars	Amount of Assets as at 31 March 2004		Amount of Liabilities as at 31 March 2004	
	Actual	Estimated	Actual	Estimated
1. Fixed Assets				
2. Liabilities				
3. Total				
4. Total				
5. Total				
6. Total				
7. Total				
8. Total				
9. Total				
10. Total				
11. Total				
12. Total				
13. Total				
14. Total				
15. Total				
16. Total				
17. Total				
18. Total				
19. Total				
20. Total				
21. Total				
22. Total				
23. Total				
24. Total				
25. Total				
26. Total				
27. Total				
28. Total				
29. Total				
30. Total				
31. Total				
32. Total				
33. Total				
34. Total				
35. Total				
36. Total				
37. Total				
38. Total				
39. Total				
40. Total				
41. Total				
42. Total				
43. Total				
44. Total				
45. Total				
46. Total				
47. Total				
48. Total				
49. Total				
50. Total				
51. Total				
52. Total				
53. Total				
54. Total				
55. Total				
56. Total				
57. Total				
58. Total				
59. Total				
60. Total				
61. Total				
62. Total				
63. Total				
64. Total				
65. Total				
66. Total				
67. Total				
68. Total				
69. Total				
70. Total				
71. Total				
72. Total				
73. Total				
74. Total				
75. Total				
76. Total				
77. Total				
78. Total				
79. Total				
80. Total				
81. Total				
82. Total				
83. Total				
84. Total				
85. Total				
86. Total				
87. Total				
88. Total				
89. Total				
90. Total				
91. Total				
92. Total				
93. Total				
94. Total				
95. Total				
96. Total				
97. Total				
98. Total				
99. Total				
100. Total				

[Signature]
 Chief Controller of Accounts
 Ministry of Finance

CHECK LIST FOR SUBMISSION OF IGAS-1 FOR FINANCE ACCOUNTS FOR THE YEAR 2023-24 IN R/O DEPTT. OF ECONOMIC AFFAIRS, MINISTRY OF FINANCE

1) Two Copies of material for IGAS-1 are enclosed.

2) STATEMENT NO. 4

- (i) Amounts have been furnished in crore of rupees upto two decimal points.
- (ii) The number of guarantees is noted within brackets under each column except for 6, 10, 11& 12.
- (iii) The amount is furnished in Indian rupees and any amount in foreign currencies has been converted into Indian rupees at the exchange rate prevalent on 31/03/2024.
- (iv) The number of guarantees and outstanding amount of Guarantees at the beginning of the year (Col.3) are equal to the number of guarantees and outstanding amount of guarantees at the end of the previous year (i.e. 31/03/2023) as shown in column 9 of the statement for 2022-2023.
- (v) Guarantee Commission or fee received (Col.11) is not more than guarantee commission or fee receivable (col.10).
- (vi) Only the consolidated amount and number of guarantee pertaining to a particular class is depicted in the class-wise and sector-wise information of guarantees.

Detailed instruction contained in CGA OM No. G-25020/1/2024/Finance A/c CGA/Comp No.9116/788 dated Feb 27th, 2024, has been strictly followed in preparing IGAS-1.

SR. ACCOUNTS OFFICER
Principal Accounts Office

18

CHIEF OF ACCOUNTS
MINISTRY OF FINANCE

STATEMENT NO. 4 (IGAS-1)
Department of Economic Affairs

CLASS-WISE DETAILS : FOR GUARANTEES
Name of the Ministry/Department : Ministry of Finance/Department of Economic Affairs

crore of											
CLASS	MAXIMUM AMOUNT GUARANTEED DURING THE YEAR	OUTSTANDING AT THE BEGINNING OF THE YEAR	ADDITIONS DURING THE YEAR	DELETIONS (OTHER THAN INVOKED DURING THE YEAR)	UNWINDING VALID TILL	INVOKED DURING THE YEAR	NOT DISCHARGED	OUTSTANDING AT THE END OF THE YEAR	GUARANTEE COMMISSION OR FEE RECEIVABLE	OTHER MATERIAL DETAILS	
1	2	3	4	5	6	7	8	9	10	11	12
CLASS (I)	(603+604)	as on 01/04/2023						as on 31/03/2024 (602+605+607+608)			
CLASS (II)											
CLASS (VI)											
CLASS (VII)											
CLASS (VIII)											
	13431 40 (4)	12437 98 (4)	993 42	26 25	1115 12 2027 2130 06 2045 3120 03 2047 4120 03 2050			13405 15 (4)	66 50	66 50	

Col 6: Guarantee valid till is for:
1. Road and Transport & Other Infrastructure : IL&FS : 1115 12 2027 & 2130 06 2045
2. Urban development and Housing : MMRDA : 3120 03 2047 & 4120 03 2050

Chief
Ministry of
of Accounts

Sector-wise details for each class: For Guarantees
 Name of the Ministry/Department : Ministry of Finance/Department of Economic Affairs
 NAME OF SECTOR : ROADS AND TRANSPORT

CLASS	MAXIMUM AMOUNT GUARANTEED DURING THE YEAR	OUTSTANDING AT THE BEGINNING OF THE YEAR	ADDITIONS DURING THE YEAR	DELETIONS (OTHER THAN INVOKED DURING THE YEAR)	GUARANTEE VALID TILL	DISCHARGE DURING THE YEAR	NOT DISCHARGED	OUTSTANDING AT THE END OF THE YEAR	GUARANTEE COMMISSION OR FEE RECEIVABLE	RECEIVED	OTHER MATERIAL DETAILS
1		3	4	5	6	7	8	9	10	11	12
CLASS (I) CLASS (II)	(col 1+col 4) as on 01/04/2023							as on 31/03/2024 (col 2+col 3+col 5)			
CLASS (III)	40.82 (1)	40.82 (1)	0.00	4.94	1185.12.2027 2100.06.2045			35.88 (1)	0.00	0.00 *	
CLASS (IV) CLASS (V) CLASS (VI) CLASS (VII) CLASS (VIII)											

Col 4 & 5: Pursuant to the issuance of the Guidance Note on Accounting for Derivative Contracts by the Institute of Chartered Accountants of India (ICAI) all derivative contracts are recognised on the balance sheet and measured at fair value, accordingly figures shown under "Addition/Deletion Principal" on account of foreign exchange fluctuation.
 Col 6: Guarantee valid till -
 Road & Transport : IL&FS - 1) 15.12.2027 & 2) 20.06.2045
 No 01 is reduced from opening balance of IL&FS guarantee of Road & Transport sector and 0.01 has been increased in the opening balance of IL&FS guarantee of Other Infrastructure sector to correct erroneous rounding of figures in above two guarantees.

Chief Co
 Ministry

Sector-wise details for each class: For Guarantees
 Name of the Ministry/Department : Ministry of Finance/Department of Economic Affairs
 NAME OF SECTOR / OTHER INFRASTRUCTURE

CLASS	MAXIMUM OUTSTANDING AT THE BEGINNING OF THE YEAR	ADDITIONS DURING THE YEAR	DELETIONS (OTHER THAN INVOKED DURING THE YEAR)	GUARANTEE VALID TILL	DISCHARGE DURING THE YEAR	NOT DISCHARGED	OUTSTANDING AT THE END OF THE YEAR	GUARANTEE COMMISSION OR FEE	OTHER MATERIAL DETAILS		
1	2	3	4	5	6	7	8	9	10	11	12
CLASS (II)	(total+col4)	as on 01/04/2023					as on 31/03/2024 (total+col5-col7+col8)				
CLASS (III)											
CLASS (IV)	90.35 (11)	90.35 (11)	0.00	21.11	2100.06.2045		69.04 (11)		0.00	0.00	
CLASS (V)											
CLASS (VI)											
CLASS (VII)											
CLASS (VIII)											
CLASS (IX)											

Balance sheet and movement at fair value, accordingly figure shown under "Addition/Deletion Principle" on account of foreign exchange fluctuation
 Col 6: Guarantee valid till >
 Other Infrastructure: LUGFS- 31.12.2027 & 31.10.2045
 * 0.01 is reduced from opening balance of LUGFS guarantee of Road & Transport sector and 0.01 has been increased in the opening balance of LUGFS
 guarantee of Other Infrastructure sector to correct erroneous rounding of figures in these two guarantees.

Chief
 Ministry Finance

DISCLOSURE TO STATEMENT NO. 4 : GUARANTEES GIVEN BY THE UNION GOVERNMENT DURING THE YEAR 2023-24
Name of the Ministry/Department : Ministry of Finance/Department of Economic Affairs

Srl No.	Class	Limit, if any fixed within which the Government may give guarantee	Whether guarantee Redemption or Reserve Fund exists and its details including disclosure of balance available in the Fund at the beginning of the year	Any payments made out of guarantee Redemption or Reserve Fund	Balance at the end of the year made in guarantee Redemption or Reserve Fund	Details of subsisting external foreign currency guarantees in terms of Indian Rupees on 31.03.2024	Details concerning Automatic debit Mechanism and Structured Payment Arrangements, if any	Whether the budget documents of the Government contain details of Guarantees	n crores of Details of the tracking unit or designated authority for Guarantees in the Government and	Other material details
		(a)		(b)		(c)	(d)	(e)	(f)	(g)
1	Class (i)								Joint	
2	Class (ii)	Case to case approval of the Guarantees is accorded by the Budget Division, Ministry of Finance							Secretary (Budget), Deptt of Economic Affairs, Budget Division	
3	Class (iii)					13405.15				
4	Class (iv)									
5	Class (v)		8621.79	No	8621.79+0		N. Avl	Yes		
6	Class (vi)	subject to the overall limit of 0.5 per cent of GDP of the financial year								
7	Class (vii)									
8	Class (viii)									

Chief Accounts
Ministry Finance

FINANCE ACCOUNTS 2023-24
MINISTRY OF FINANCE
DEPARTMENT OF ECONOMIC AFFAIRS

CHECK LIST FOR SUBMISSION OF STATEMENT NO. 11

- (i) Amount in Column No. 7 & 9 have been furnished in thousands of Rupees.
- (ii) Total dividend shown against the companies tally with the dividend shown in SCT.
- (iii) Investments during the year tally with the amount booked in SCT as well as in the material for Statement No. 10.
- (iv) The reason for "NIL" dividend and if the companies/societies are incurring losses, the cumulative loss up to the **March 2024** will be furnished separately.
- (v) Certified that the investment made during **2023-24** as furnished in Statement No. 11 have been reconciled with the figures appearing in Appropriation Account.

Chief ler of Accounts
of Finance

Sl. No.	Details of Investment	Total Amount	
1			
2			
3			
4			
5			
6			
7			
8			
9			
10			
11			
12			
13			
14			
15			
16			
17			
18			
19			
20			
21			
22			
23			
24			
25			
26			
27			
28			
29			
30			
31			
32			
33			
34			
35			
36			
37			
38			
39			
40			
41			
42			
43			
44			
45			
46			
47			
48			
49			
50			
51			
52			
53			
54			
55			
56			
57			
58			
59			
60			
61			
62			
63			
64			
65			
66			
67			
68			
69			
70			
71			
72			
73			
74			
75			
76			
77			
78			
79			
80			
81			
82			
83			
84			
85			
86			
87			
88			
89			
90			
91			
92			
93			
94			
95			
96			
97			
98			
99			
100			

Remarks									
Sl. No.	of	Year of							
1	2	3	4	5	6	7	8	9	10
			of Shares	No. of	Face Value of each Share	Total Amount invested upto end of 2023-24	Percentage of Government Investment to the total year 2023-24 (pertaining to)	Amount of the Dividend Interest received and to Govt. During year 2023-24 (pertaining to)	
1	Reserve Bank of India (RBI)	To		500000	100		N/A	\$71	The Dividend pertains to F.Y.2023-24
								367	
								75	
								101	

• The Matter relating to transfer of balances to Ministry of Skill Development & Entrepreneurship has been taken up by the department and is in under process.

Chief of Accounts of Finance

**MINISTRY OF FINANCE
DEPARTMENT OF ECONOMIC AFFAIRS
GOVERNMENT ACCOUNT FOR THE YEAR 2023-24
STATEMENT NO. 5
SUMMARY OF BALANCES**

DEBIT BALANCES	SECTION OF ACCOUNT	NAME OF ACCOUNTS	DEBIT BALANCES
124001412346	A	OPENING BALANCE	
		NET EFFECT OF PRIOR PERIOD ADJUSTMENT	
	B	ACCOUNT	
		RECEIPT HEAD	
	C	(REVENUE ACCOUNT)	1903912971
		RECEIPT HEAD	
	D	(CAPITAL ACCOUNT)	
		EXPENDITURE HEAD	
10822034371	E	(REVENUE ACCOUNT)	
		EXPENDITURE HEAD	
12223180	F	(CAPITAL ACCOUNT)	
		ENTIRE STATE	
	G	SETTLEMENT	
3661913045	H	MISCELLANEOUS	
	I	CLOSING BALANCE	127234111239
130791214796		GRAND TOTAL	127234111239

CHIEF OF ACCOUNTS
MINISTRY OF FINANCE

MINISTRY OF FINANCE			
DEPARTMENT OF ECONOMIC AFFAIRS			
GOVERNMENT ACCOUNT FOR THE YEAR 2023-24			
STATEMENT NO. 5			
SUMMARY OF BALANCES			
DEBIT BALANCES	SECTION OF ACCOUNT	NAME OF ACCOUNTS	CREDIT BALANCES
13723423 1773		CONSOLIDATED FUND GOVERNMENT	
	A	GENERAL DEBIT	145364543873
	B	LOANS AND ADVANCES	62923368
	H	TO CONTINGENCY FUND	16000000
		— INC ACCOUNT	
		— SMALL SAVINGS PP ETC.	400000000
	I	RESERVE FUNDS	
		RESERVE FUNDS BEARING INTEREST	5098404
		RESERVE FUNDS NOT BEARING INTEREST	
79552363	K	DEPOSITS & ADVANCES & DEPOSITS BEARING INTEREST	
101		& DEPOSITS NOT BEARING INTEREST	406354
103		& ADVANCES	
	L	SURPLUS & MISCELLANEOUS	
9		& COMMODITY ACCOUNT	
10970973		& SURPLUS	
172208 1229		& OTHER ACCOUNT	
		& ACCOUNT WITH CP FOREIGN	
62788			
609773			
41347234	M	ADDITIONAL RESOURCES	
12974327243		TOTAL	13046337243
		CHIEF	ACCOUNTS
			OFF FINANCE

ACCOUNTS TO VENDOR

MINISTRY OF FINANCE
DEPARTMENT OF ECONOMIC AFFAIRS
GOVERNMENT ACCOUNT FOR THE YEAR 2023-24
KSAF-61 Procedures of Statement no.5)
Details of Prior Period Adjustments

S.No.	Type of Corrections (Additions/Errors)	Heads of Accounts (Major/Minor Heads with details of both the affected heads of account involved i.e. to be charged, separately except heads related to Govt.Accounts)	Carry Forward Opening Balance as on 01/04/2023 (Current FY)	Year-wise prior correction	Reason of Correction	Op. Correction (B.D.)	
(1)	(2)	(3)	Dr (A)	Cr (B)	Year of Prior Period	Amount of Corrections Dr Cr (B)	Dr
Adjustments							
1		8885.01.190	0	56198655	2023-24	-15000000	0
2		8885.01.190	0	28787300	2023-24	0	-15000000
Cancellation special Sectional paid to S&S							0
							0
							71196000
							0
							81772800
GRAND TOTAL							
GRAND TOTAL							

Annexure 3

Adjustment in prior period involving all Heads Closed to Balance vis-a-vis Heads Closed to Government Accounts

CHIEF CONTROLLER OF ACCOUNTS
MINISTRY OF FINANCE

MINISTRY OF FINANCE
DEPARTMENT OF ECONOMIC AFFAIRS
STATEMENT NO. 19 FOR THE YEAR 1923-24
STATEMENT OF THE MINISTRY OF FINANCE ON CAPITAL ACCOUNTS

OF EXPENSE

A.	Capital Services	2	3	4
	Note Press	1565366		1565366
102-Bank Note Press		1132929		
103		834512		834512
107-Silver		3913142		3913142
201-Purchase of Metal		17065387		17065387
	value of uncurrent and out-of-circulation notes	741958		741958
		4332333		4332333
205-Purchase of Silver				8
	of Reserve Bank Shares			
	of notes from abroad	8400438		
206-Purchase of Gold		67292692	18967885	86260577
207-Purchase of Silver		47046		47046
	Transfer reserve	-18365240		-18365240
208-Purchase of notes from Security Printing &				
		132312842	3379496	135692338
		-2552		-2552
800-Other				
901-Deduct	& Recoveries on Account	-24449117		-40693228
	Deduct Recoveries	-153424541	-3179496	-156604037
			2723774	46231638
	TOTAL			
	Fixed Services			
	Wages	1554999		1554999
		376349		376349
		36365984		36365984
302-	Fixed			
1-Deduct	& Recoveries on Account	-728933		-728933
				37568419
	Stationery & Printing			
61 -Office		698		698
		66		66
101 -Comptroller -General Pool Accommodation		764		764
	TOTAL, 1923-24			

MINISTRY OF FINANCE
DEPARTMENT OF ECONOMIC AFFAIRS
STATEMENT NO. 18 FOR THE YEAR 2023-24
STATEMENT OF EXPENDITURE ON CAPITAL ACCOUNTS
IN THOUSAND OF

NATURE OF EXPENDITURE (Major and Minor head and Code No.)	Expenditure up to 2023-23	Expenditure during 2023-24	Total Expenditure up to 2023-24
1	2	3	4
007B-Capital outlay on Other Administrative services			
001 Direction and Administration	0	129343	129343
	0	129343	129343
Outlay on			
Services			
3 Squared payments			
starting Govt.	300924		
	134765		
AL-			-146159
Government			
TOTAL- 421		283117	
of			
&			
class			
office			
& other Backward			
Class			
TOTAL - 4235			
TOTAL B	500000		
Account of Economic Services			
Account of			
AIEd Activities			
on North Eastern Areas			
000 - Other	70000		70000
	70000		70000
TOTAL - 4232			

MINISTRY OF FINANCE
DEPARTMENT OF ECONOMIC AFFAIRS
STATEMENT NO. 10 FOR THE YEAR 2023-24
STATEMENT OF CAPITAL ACCOUNTS

AL ACCOUNT				
		2275339		2275339
		2275339		2275339
TOTAL 582				
Account	General Economic Services Trading			
-Investment in General Financial				
190 -Investment in Public Sector & Undertakings		2879265058	47352320	2926617378
		175852042		175852042
797 Transfer to Reserve Fund		17		17
-Other				
465 90240 7034490	1903	-193352042		-193352042
Receivables				
	TOTAL 5465	765975	47352320	7395
	Financial			
20 -Investment	Back for	38544831		38544831
202-Subscription to		847326		847326
		128211322		128211322
203 Investment	Arise Bank			
	International Finance	1673598		1673598
		3677197		3677197
205-Investment	Afficio	1376837	192987	
	to International	1394790000		17333
	to MHTA	419583		419583
210-Investment in International Finance		11632671	3683273	15315944
10-World Bank		140749400		140749400
2 2-Investment of European Bank For				
and Deve		141022		141022
		-14345262		-14345262
9 Deduct		1785724146	71857752	1778821918
	TOTAL 5066			

MINISTRY OF FINANCE
DEPARTMENT OF ECONOMIC AFFAIRS
STATEMENT NO. 18 FOR THE YEAR 2023-24
STATEMENT OF EXPENDITURE ON CAPITAL ACCOUNTS
 IN THOUSANDS OF

NATURE OF EXPENDITURE (Major and Minor head, and Code No.)	Expenditure up to 2022-23	Expenditure during 2023-24	Total Expenditure up to 2023-24
1	2	3	4
5475 Outlay on other Capital Services			3033045
113-Planoid for Infrastructure	2039045		125000000
Transfer to Finance	835000000		24456755
500 -Other	34456755		-15260
800 18.00 70 -Debt	-15260		191481541
	151481541		4841766193
TOTAL: 5475	4721316121	1	4924287677
AL C	4808984688	123563189	
GRAND TOT			

Certificate

Certified that figures shown in the statement tally with the figures in Statement of Capital Transactions (SCT) and Appropriation Accounts and Statement No. 11 (in respect of Investments).

* The CRAO has raised the observation for a difference of Rs.20653(00) in the closing balance of Head of Account 5466.00.202- Subscriptions to IDA in statements no.10 and 11 every year since 2020-2021. The same was reconciled w.r.t. 2014-15 in the Finance Account and a difference of Rs.20654(00) has been noticed in the opening and closing balance w.r.t. 2014-15. The same has now been set right. A working sheet in this regard is also attached for ready reference. (copy attached)

CHIEF
OF ACCOUNTS
MINISTRY OF FINANCE

STATE OF NEW YORK OFFICE OF THE COMPTROLLER OF THE TREASURY

State of New York, Department of Public Safety
Department of Public Safety, New York

Dr. David L. ...
State of New York
Department of Public Safety

Department of Public Safety
Department of Public Safety, New York
Department of Public Safety, New York

Department of Public Safety
Department of Public Safety, New York
Department of Public Safety, New York

NOT FOR CONSTRUCTION - THIS DOCUMENT IS FOR INFORMATION ONLY

10/10/2020

10/10/2020

10/10/2020

10/10/2020

10/10/2020

10/10/2020

10/10/2020

10/10/2020

10/10/2020

10/10/2020

10/10/2020

10/10/2020

10/10/2020

10/10/2020

10/10/2020

10/10/2020

10/10/2020

10/10/2020

MINISTRY OF FINANCE, DEPT. OF ECONOMIC AFFAIRS

Form No. 1 (10/1/77)

For use by the Department of Economic Affairs in the preparation of the Departmental Budget and the Consolidated Budget of the Government of Canada.

1. Name of the Department or Agency	2. Name of the Division or Branch	3. Name of the Sub-Division or Section	4. Name of the Officer in Charge	5. Title of the Project or Activity	6. Description of the Project or Activity	7. Estimated Cost (in \$)	8. Estimated Revenue (in \$)	9. Net Cost (in \$)	10. Comments
The Department of Economic Affairs	The Division of Economic Affairs	The Section of Economic Affairs	The Officer in Charge	The Title of the Project or Activity	The Description of the Project or Activity	The Estimated Cost (in \$)	The Estimated Revenue (in \$)	The Net Cost (in \$)	The Comments
The Department of Economic Affairs	The Division of Economic Affairs	The Section of Economic Affairs	The Officer in Charge	The Title of the Project or Activity	The Description of the Project or Activity	The Estimated Cost (in \$)	The Estimated Revenue (in \$)	The Net Cost (in \$)	The Comments
The Department of Economic Affairs	The Division of Economic Affairs	The Section of Economic Affairs	The Officer in Charge	The Title of the Project or Activity	The Description of the Project or Activity	The Estimated Cost (in \$)	The Estimated Revenue (in \$)	The Net Cost (in \$)	The Comments
The Department of Economic Affairs	The Division of Economic Affairs	The Section of Economic Affairs	The Officer in Charge	The Title of the Project or Activity	The Description of the Project or Activity	The Estimated Cost (in \$)	The Estimated Revenue (in \$)	The Net Cost (in \$)	The Comments

Form No. 1 (10/1/77)

1444444444

8

1444444444

144

1444444444

MINISTRY OF FINANCE, DEPT. OF ECONOMIC AFFAIRS

[illegible]

ANALYSIS OF ENVIRONMENTAL QUALITY

Page 1 of 1

Environmental Quality Analysis
 Report No. 12345
 Date: 12/12/2023

Location	Parameter	Unit	Value	Limit	Status
Site A	Temperature	°C	25.5	20-30	OK
	Humidity	%	65	50-80	OK
	Pressure	hPa	1013	1010-1015	OK
Site B	Temperature	°C	28.0	20-30	OK
	Humidity	%	70	50-80	OK
	Pressure	hPa	1012	1010-1015	OK
Site C	Temperature	°C	22.0	20-30	OK
	Humidity	%	55	50-80	OK
	Pressure	hPa	1014	1010-1015	OK
Site D	Temperature	°C	26.5	20-30	OK
	Humidity	%	60	50-80	OK
	Pressure	hPa	1013	1010-1015	OK

STATE OF NEW YORK

NY

NY

OFFICE OF THE
COMPTROLLER OF THE
TREASURY

NY
NY

2025
NY
2025

11/15/2025
2025

2025

NY
NY

2025

2025

2025

NY
NY

2025

NY
NY

2025

2025

2025

2025

2025

2025

2025

2025

2025

2025

2025

2025

2025

[illegible]

[illegible]